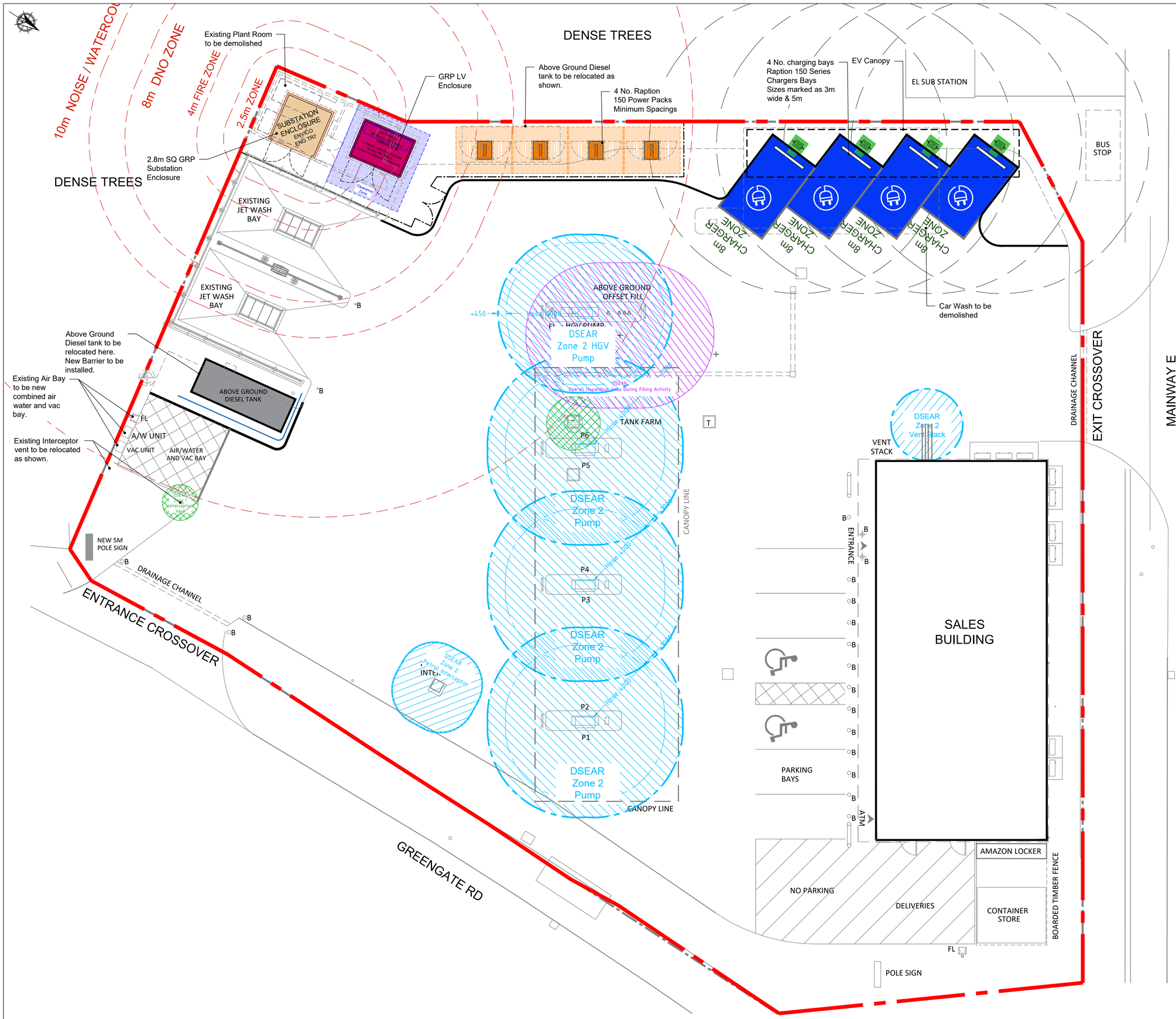


**DRAWING NOTES**

COPYRIGHT ©
This drawing and the details herein are the copyright of MBH Design Studio Ltd. and must not be reproduced, altered or passed to any third party without prior written consent.

This drawing has been produced for the project listed below, is submitted in support of this application application to the Local Planning Authority and is not intended for use by any other person or for any other purpose.

Every effort has been made to ensure the accuracy of these drawings, however MBH Design Studio Ltd. accept no responsibility for any discrepancies arising from the reuse of survey information and preliminary drawings commissioned by the Applicant from others.

## EV INFRASTRUCTURE

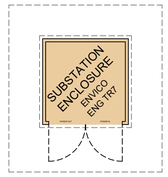


DENOTES DNO HV/LV SUBSTATION
Typial GRP Enclosure 2.8m x 2.8m
All to service provider standard details

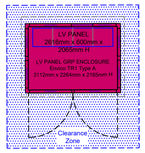


4 or more chargers
DENOTES LV PANEL GRP ENCLOSURE
Envico Engineering Ltd
TR14
Unit Size 3112mm x 2800mm x 2264mm H
MAKE OF GRP ENCLOSURE TBC



RAPTION 150 SERIES
POWER PACK
1000 W x 800 D x 2100mm H



RAPTION 150 SERIES
CHARGER
470 W x 380 D x 1867mm H

0 5 10
SCALE - METRES -1:100

| REV | DATE | DESCRIPTION | DRAWN/CHECKED |
|---|---|---|---|
| REVISION NOTES | | | |

# PLANNING

mbh
MBH Design Studio Ltd.
Rosemount House, Rosemount Avenue, West Byfleet, Surrey, KT14 6LB
www.mbhltd.com t: 01932 352 727 f: 01932 351 545

CLIENT
mfg motor fuel group

PROJECT
FS352 GREENGATE SERVICE STATION
GREENGATE, MIDDLETON,
MANCHESTER,
M24 1RD

DRAWING TITLE
PROPOSED SITE LAYOUT

| DRAWN BY | DATE | SCALE | PAPER SIZE |
|---|---|---|---|
| JP | 01.09.2020 | 1:100 | A1 |
| CHECKED BY | DRAWING NUMBER | | REV. |
| JN | 13664-P02-352 | | |