NOTES:

Drawing is proposed only and subject to site survey.
Flow rates calculated from drawing
Please ensure that equipment on flow rate chart is correct.

CANOPY TYPE / SUPPLY, EXTRACT SYSTEM
(FRONT FACE SUPPLY).
2681mm x 1505mm x 500mm.
304 Grade stainless steel.
Approx weight 230 kg.
Fully welded condensation gutter.
Manufactured in 2 sections.
Internal grease channel.
Removable grease collection trays.
8 No 500mm x 400mm baffle filters.

2 No 600mm recessed lights
pre - wired to 2 No junction boxes
1ready for final connection by others.

Fans
Supply
1.83 M3/s @ 700Pa:
Fan Model: R3G500-RA25-01M01
FLC 4, Kw2.65 3ph
Controller: IKV

Extract
0.69 M3/s @ 300Pa:
Fan Model: R3G500-RA25-01M01
FLC 4, Kw2.65 3ph
Controller: IKV

LPHW
Ext T=-5degC / Sup T=17DegC = ΔT=20
Kw: 15.48
Mass flowrate Kg/s = 0.184
Flow/Return temp 80/60 UNO
Controls: IKV

Extract rate 0.69 m3/sec
Resistance on filters 75 pa
Supply rate: 0.56 m3/sec
Resistance on grill 75 pa
Based on DW172 method 1.
See flow rates chart.

1 No325mm x 325mm
extract spigots c/w 20mm duct mate flange ready for final connection to main ducts by M.L.Shaws.
VELOCITY 6.5 M/S

2 No 250mm Dia
supply air spigots for final connection to main ducts by others.
VELOCITY 4.25 m/s

Hood mounted @ 2050mm A.F.F.L
Hood supported from structural ceiling via use of mobile tower scaffold.
Suspended ceiling height 2550mm T.B.C

1) Interlocking of gas by IKV Panel.
2) All electrical connections by others
3) All fans and duct work by M.L.Shaws.
4) Hood is manufactured to suit a MAX suspended ceiling height of 2500mm. Higher ceilings will require a valance above the hood at extra costs.
6) All hood supports are fixed to structural ceiling via use of mobile tower scaffold. If powered access is required extra costs will be incurred.

AIRFLOW CALCULATIONS:

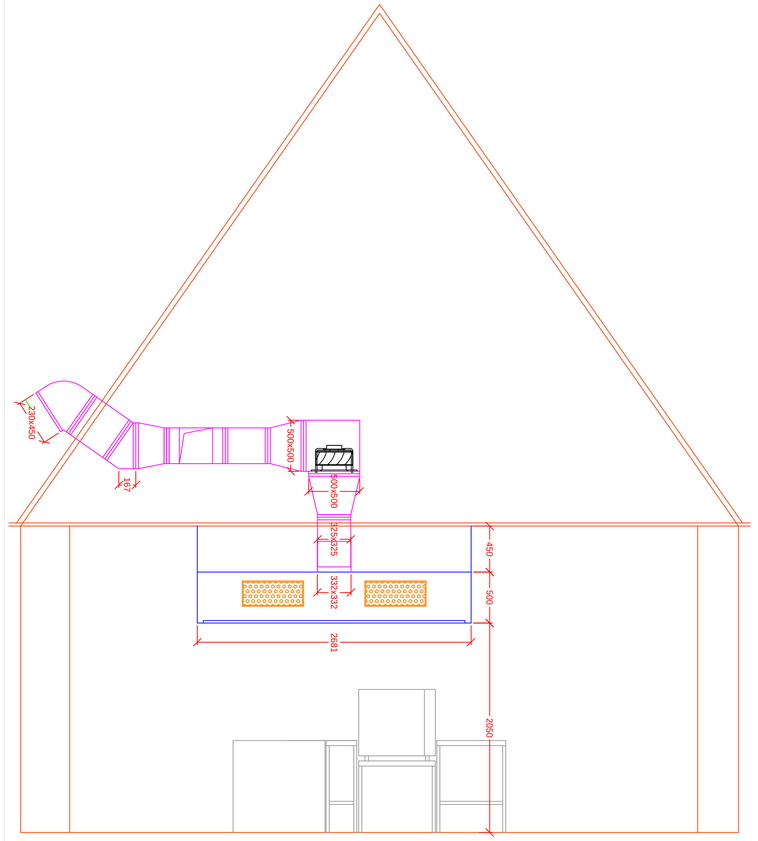

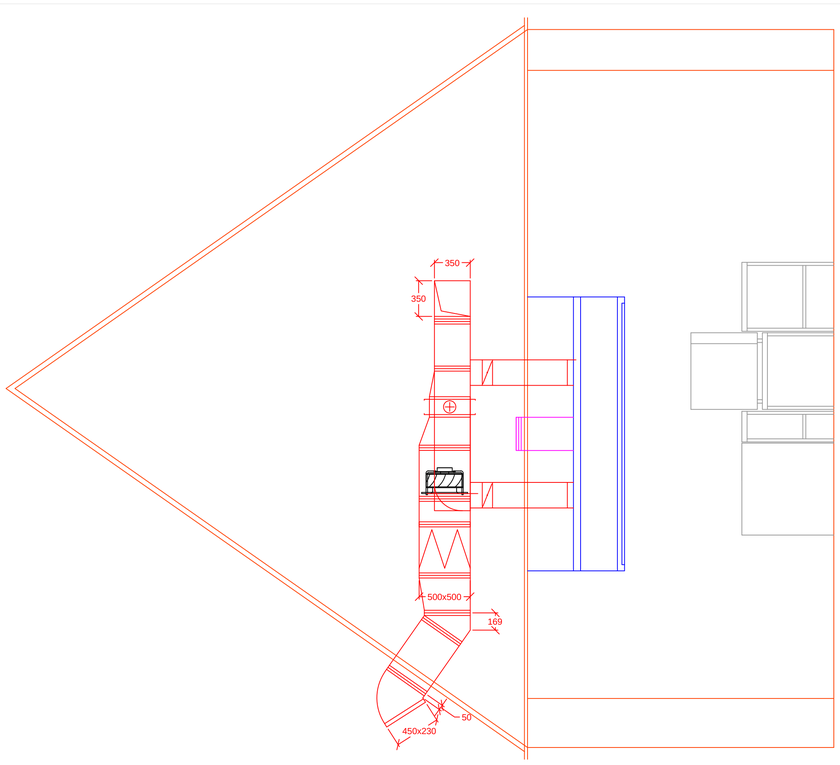

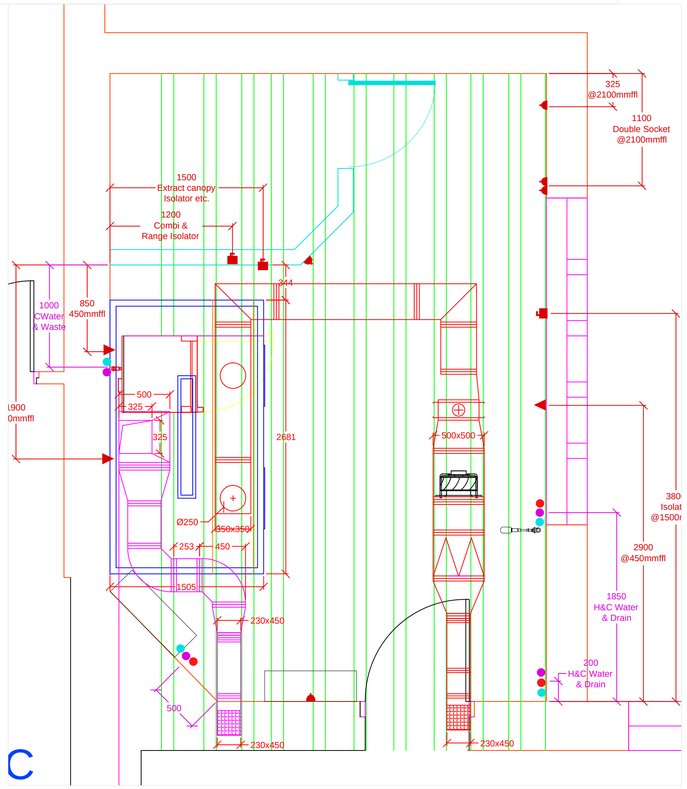

C

Rev.	Drawn	Chkd.	Apprvd	Date	Description
B	D.F	L.S	M.S	23.01.19	Alterations to ductwork.
A	D.F	L.S	M.S	29.11.18	Alterations to ductwork.
-	D.F	L.S	M.S	31.10.18	PRELIMINARY

IKV
INTELLIGENT KITCHEN VENTILATION

Project
St Marys School
-

Drawing Title
Proposed Layout of Extract Canopy and ductwork

ML SHAW
FABRICATIONS
257, Hollin Lane, Middleton, Manchester, M24 5LU
Tel : 0161 653 1081 Fax : 0161 655 4326 www.ikv.uk.com

Scale (at A1)	Date	Drawn
1 in 30	31/10/18	D Fraser

Drg. no. Q4190-100 Rev. B

10 0 10 20 50 100mm NATURAL SCALE

ORIGINAL DRAWING SIZE 841 x 594