Do Not Scale

TWL shown with cyan line. This is taken from the critical storms in the 1in30 year storm.

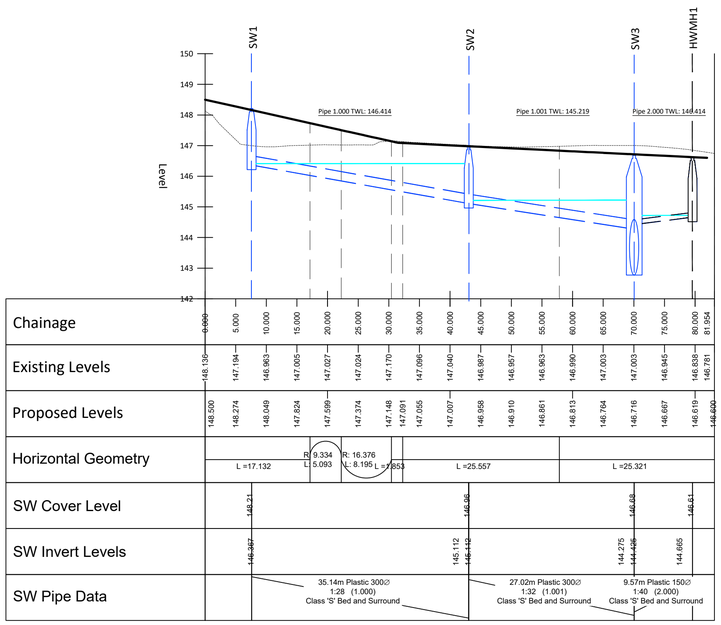

Road 1 - H = 1:500, V = 1:100 (5x exaggeration)

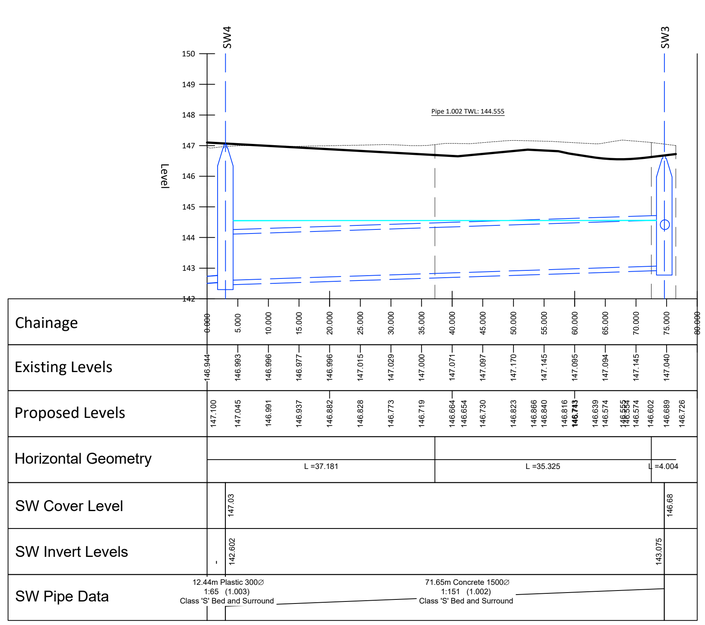

Road 2 - H = 1:500, V = 1:100 (5x exaggeration)

KEY

Proposed Surface

Existing Surface

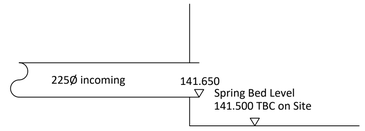

Proposed Headwall Section

Scale 1:20

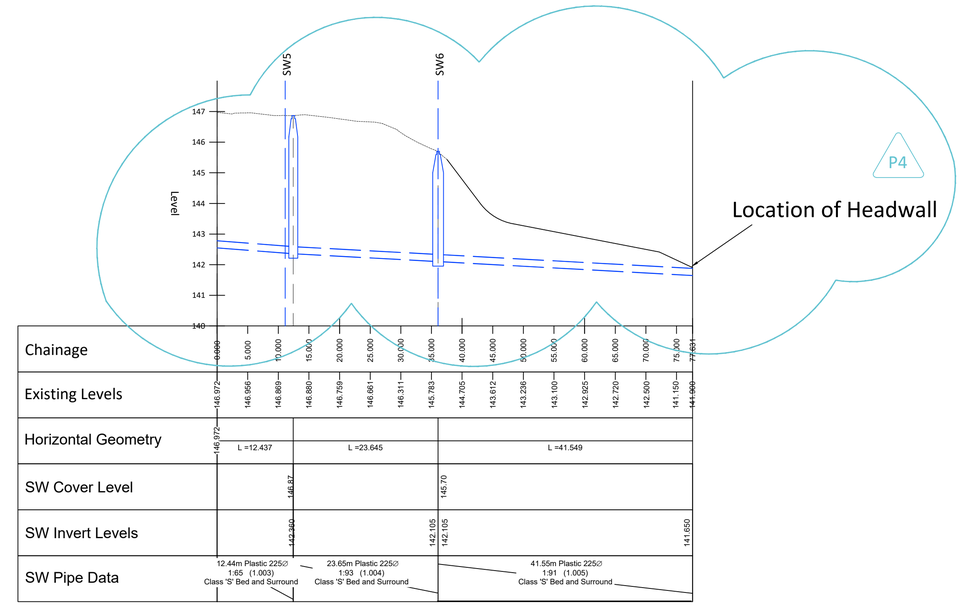

Highway SW to Outfall - H = 1:500, V = 1:100 (5x exaggeration)

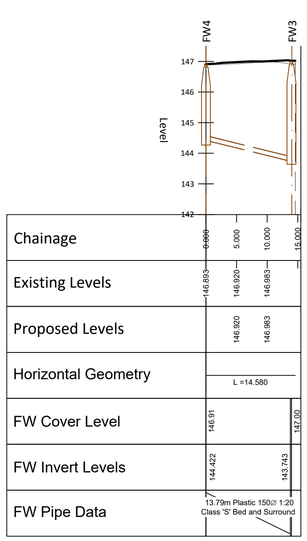

FW4 - FW3 - H = 1:500, V = 1:100 (5x exaggeration)

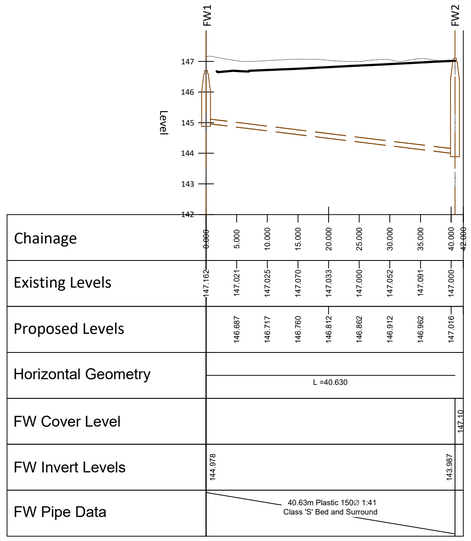

FW1 - FW2 - H = 1:500, V = 1:100 (5x exaggeration)

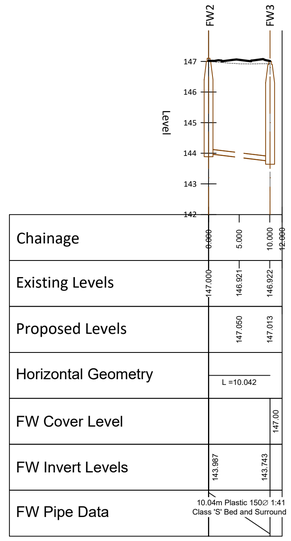

FW2 - FW3 - H = 1:500, V = 1:100 (5x exaggeration)

DESIGN REVIEW

Design review by:	**	Checked by:	**

Drainage

1. This drawing should be read in conjunction with Adept specification for drainage works and any other subsequent additions to this list.
2. For external finished ground levels refer to architects external works drawing.
3. All private foul drainage to be 100ø laid at a minimum gradient of 1 in 40, all private surface water drainage to be 100ø laid at a minimum gradient of 1 in 60 unless otherwise noted. Pipework to be laid to inverts shown on schedule. All private drainage is to be Plastic.
4. All Junctions are to be done using a 'Y' junction to direct the flow in line with the main pipe.
5. All cover levels to manholes are approximate only and may be adjusted on site to tie in with Architects proposed levels.
6. Exact location of rainwater downpipes and all internal drainage points to be confirmed by Architect. Rainwater pipe outlets to be rodable.
7. For all setting out, dimensions and current site layout refer to Architects drawing. Do not scale from this drawing
8. Invert levels of all outfall points to be clarified prior to commencing drainage works. Position size and depth of all existing drains and services shall be established prior to commencement on site and any discrepancies reported to engineer.
9. The contractor shall allow for the protection, temporary and permanent support, and temporary and permanent diversion works, as necessary to all existing services
10. The contractor shall allow for all traffic management in connection with road and sewer works
11. The contractor shall allow for keeping trenches and excavations as dry as practicable by pumping from temporary sumps and dewatering as appropriate. The point and method of discharge to be agreed with the drainage authority and Environment Agency
12. Contractor to apply for sewer permits and road opening permits as necessary from the appropriate authorities, prior to commencing works.
13. At changes in pipe diameter Soffits to coincide unless noted otherwise
14. Wherever possible, drainage works are:
    - To commence at outfall
    - To work Upstream

    Where plastic pipework is proposed Water Authority & Highway Authority requirements for strength and durability will vary. Calculations may well be required from the pipe supplier. Min. requirements as below;
    Deformation limit: 5% at 300 days
    Jetting pressure: 4000psi
15. Trees should not be planted within 5m of adoptable sewers, where this is not possible due to planning conditions a suitable root barrier needs to be installed around any tree types that are within the prescribed restrictions as set out in Sewers for Adoption 6th Edition Figure 2.3. Where the Mature tree canopy will overhang the adoptable highway a suitable root barrier will be required to prevent damage to statutory undertakers equipment and the integrity of the highway construction.
16. All pipes for Surface Water and Foul water to be PVCu unless noted otherwise. 150 - 300dia to be Polypipe Polysewer. 400 - 900dia to be Polypipe Ridgisewer.

Date	Revision	By	Chkd	Rev
03.12.20	Outfall section updated	AT	WD	P4
09.03.20	Section to outfall amended	AT	WD	P3
05.02.20	Headwall Section added to Dwg	AT	WD	P2
08.11.19	Initial Issue	AT	WD	P1

ADEPT
CIVIL AND STRUCTURAL CONSULTING ENGINEERS
Web: www.adeptcsce.com Originating Office
Email: inbox@adeptcsce.com

Project
Belfield Mill Lane

Title
S104 Longsections

Client
Great Places

Scale @ A1	Drawn	Checked	Date
as shown	AT	WD	24.10.19

Suitability	Purpose
S2	Preliminary

UPRN	Originator	Zone	Level	Type	Role	Drg. No.	Rev.
00.18179-ACE-00-XX-DR-C-0176-P4							