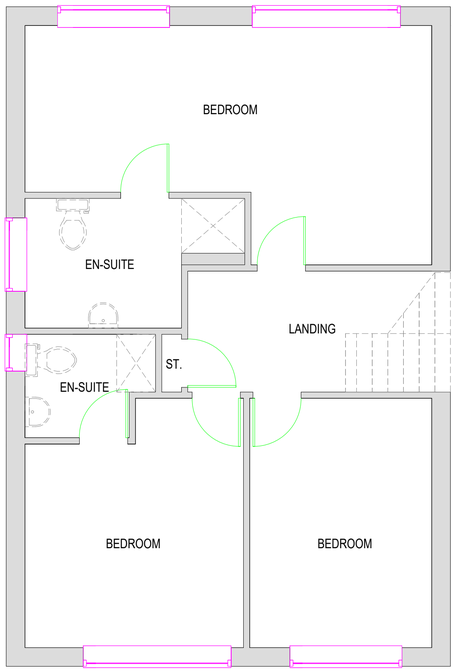

EXISTING FIRST FLOOR PLAN
SCALE - 1:50@A1

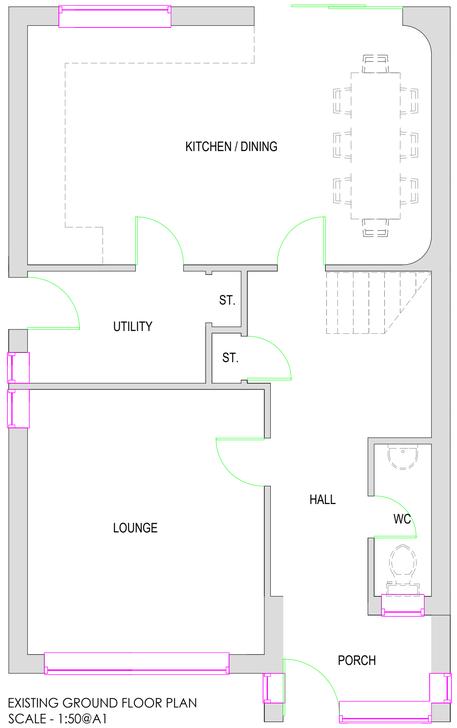

EXISTING GROUND FLOOR PLAN
SCALE - 1:50@A1

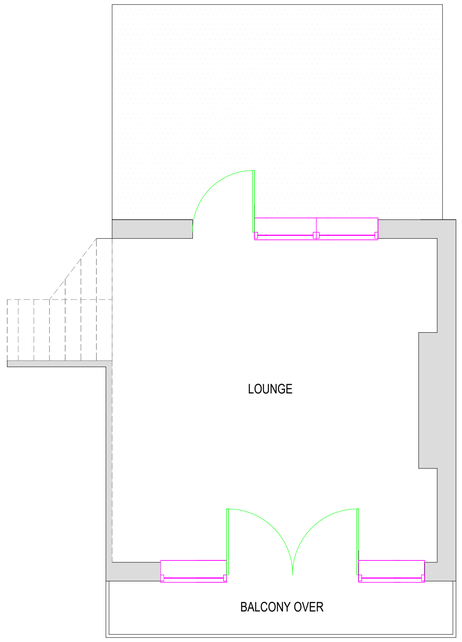

EXISTING INTERMEDIATE FLOOR PLAN
SCALE - 1:50@A1

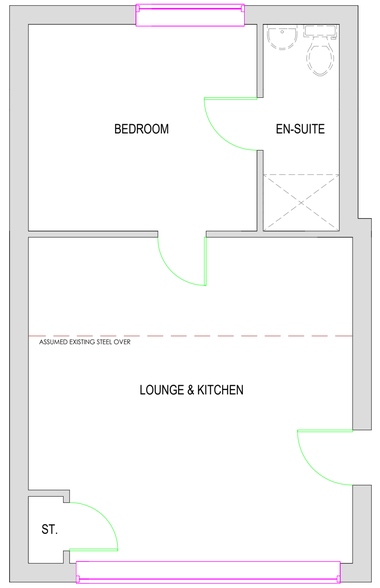

EXISTING LOWER GROUND FLOOR PLAN
SCALE - 1:50@A1

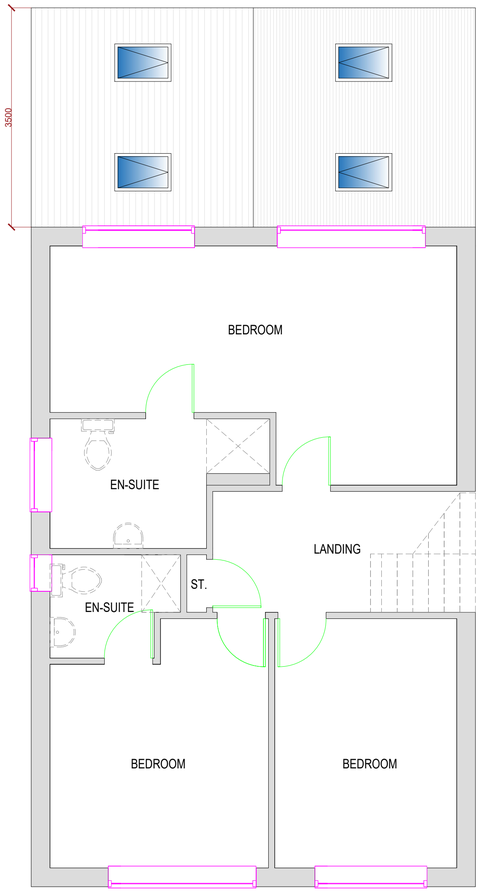

PROPOSED FIRST FLOOR PLAN
SCALE - 1:50@A1

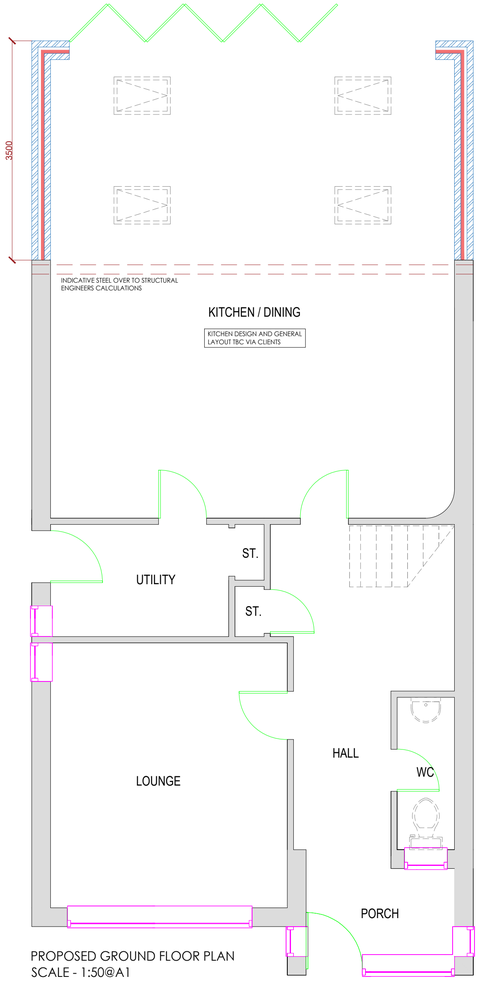

PROPOSED GROUND FLOOR PLAN
SCALE - 1:50@A1

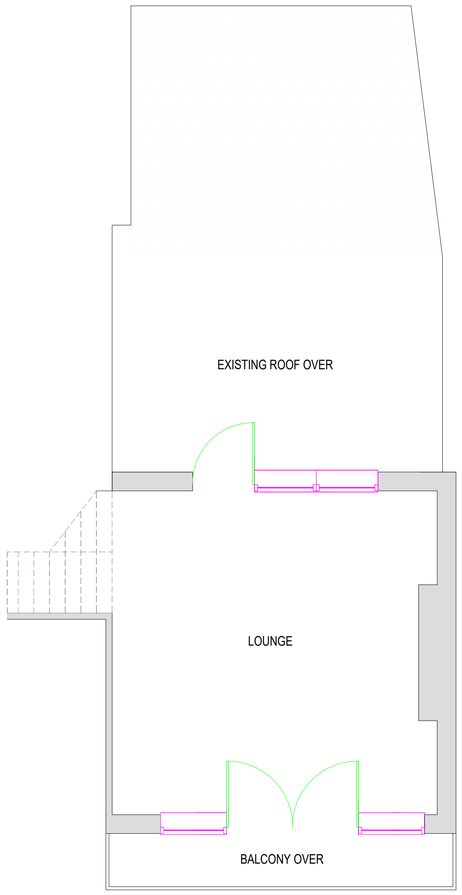

PROPOSED INTERMEDIATE FLOOR PLAN
SCALE - 1:50@A1

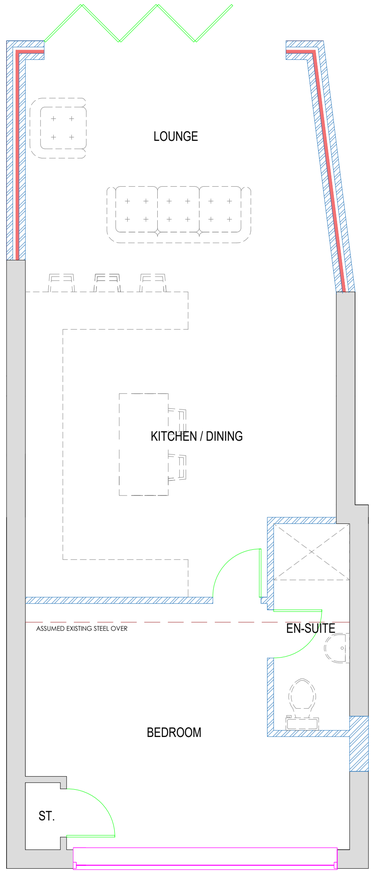

PROPOSED LOWER GROUND FLOOR PLAN
SCALE - 1:50@A1



LOCATION PLAN
SCALE - 1:1250@A1

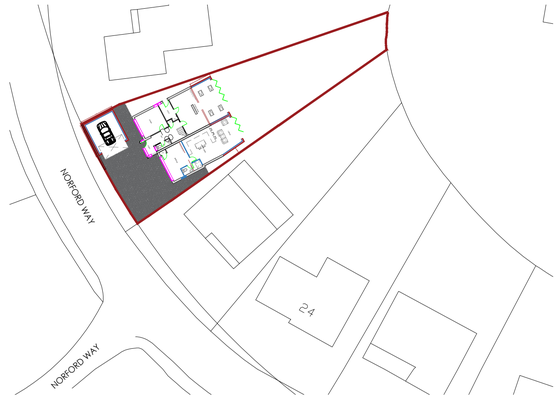

PROPOSED SITE PLAN
SCALE - 1:500@A1

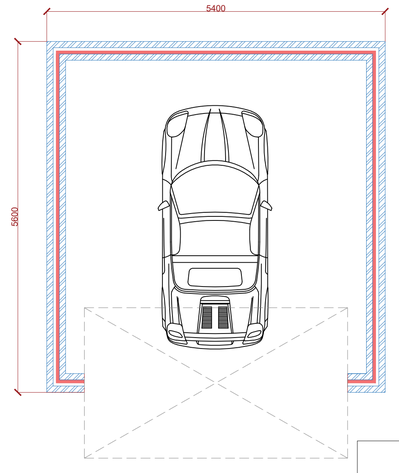

PROPOSED GARAGE PLAN
SCALE - 1:500@A1

DO NOT SCALE THIS DRAWING, CHECK ALL DIMENSIONS ON SITE

This drawing is to be read in conjunction with all relevant specifications and drawings issued.
The contractor is to check and verify all building and site dimensions and check levels before work commences and/or ordering any materials.
Any inaccuracies must be reported to the Contract Administrator (Concept Studio Architecture) immediately.
This drawing may not be reproduced, or part reproduced without the express consent of property sign.

THIS DRAWING IS COPYRIGHT © Concept Studio Architecture

Chartered Institute of Architectural Technologies Registered Practice

Drawing Status

- PRELIMINARY FOR APPROVAL
- AGREED LAYOUT -SIGNED OFF
- PLANNING DRAWING
- BUILDING CONTROL DRAWING
- TENDER DRAWING
- CONTRACT DRAWING
- CONSTRUCTION DRAWING
- AS-BUILT DRAWING

KEY
HARD-LANDSCAPING
GRASS

Date:	Revision:	Dr:

Client:

Drawing Issue:
PLANNING

Project:
28_NORFORD_WAY
BAMFORD_ROCHDALE_OL11_5QS

Drawing Title:
PROPOSED_REAR_EXTENSION
&_GARAGE_TO_FRONT_OF_PROPERTY

Scale:	Drawing Nr:		
KS_SHOWN_@A1	CSA22_PL_001		
Revision:	Drawn:	Authorised by:	Date:
-	DR	RJS	FEB_2021

Email: info@conceptstudioarchitecture.co.uk
Web: www.conceptstudioarchitecture.co.uk
Tel: 07875 095563