

TYPICAL SECTION

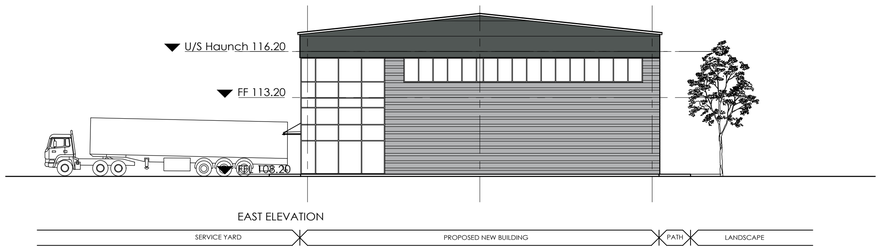

EAST ELEVATION

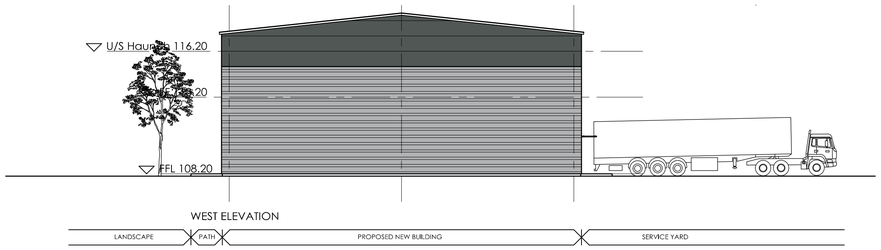

WEST ELEVATION



SOUTH ELEVATION

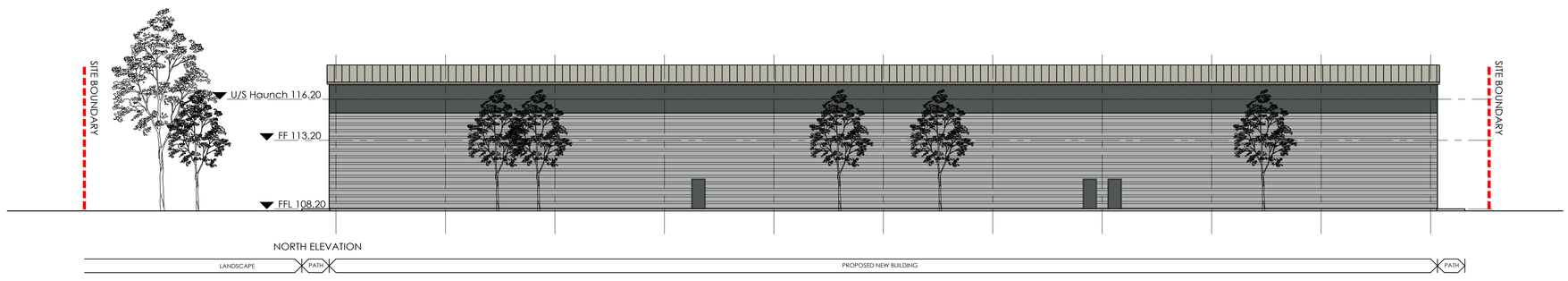

NORTH ELEVATION

General Notes

All site dimensions shall be verified by the Contractor on site prior to commencing any works.

Do not scale from this drawing.

Only work to written dimensions.

This drawing is the property of Fletcher-Rae (UK) Limited (t/a Fletcher-Rae) and copyright is reserved by them. The drawing is not to be copied or disclosed by or to any unauthorised persons without the prior written consent of Fletcher-Rae (UK) Limited.

MATERIALS KEY

- Profiled roof cladding in HPS200 Goosewing Grey BS 10A05
- Metallic Silver RAL9006 gutters and RWP to front and side elevations.
- Horizontally laid microrib composite wall cladding in Slate Grey RAL7012
- Coloured insulated loading doors in Slate Grey RAL7012
- Fire escape doors in Slate Grey RAL7012
- Powder coated aluminium entrance doors and windows in Slate Grey RAL7012
- Entrance door leaf frames in metallic silver RAL 9006 (Part M)
- Horizontally laid profiled wall cladding and related flashings in Prisma Metallic Silver RAL9006

NOTE: 'May Green' reveal and head flashings to roller shutter doors and ribbon windows

Revision			
	B	Updated in line with client comments	21.02.19 CI
	A	Updated in line with client comments	19.02.19 CI

Scale	1:200@A1
Status	PLANNING
Drawn by	CF
Date	14.02.18

Client

Royal London Mutual Insurance Society Ltd

Project

Chadderton Phase 2 Development

Drawing Description

Proposed Elevations Unit D

Drawing No. 17022_PL103 Rev. B

fletcher | rae
Architects | Master Planners | Designers

Hill Quays, 5 Jordan Street, Manchester, M15 4PY

t ■ +44 (0)161 242 1140
f ■ +44 (0)161 242 1141
w ■ www.fletcher-rae.com
e ■ info@fletcher-rae.com