Tree Constraints Key

ADDRESS: Hollingworth Lake Visitors Centre, Littleborough, Lancashire, OL15 0AQ.
JCA REF: 16522/AJB.

SCALE : 1:200	PAPER SIZE : A1

SURVEYED BY: AJB	DRAWN BY: AJB	APPROVED BY: ChC

BRITISH STANDARD 5837:2012: 4.5 RETENTION CATEGORIES

Detailed definitions of these catagories are at Appendix 2 of our report. N.B. These categories do not necessarily represent or correspond to recommendations for action made in this report.

	CATEGORY A: 'RETENTION MOST DESIRABLE'
	CATEGORY B: 'RETENTION DESIRABLE'
	CATEGORY C: 'TREE WHICH COULD BE RETAINED'
	CATEGORY U: 'TREE FOR REMOVAL'
•	STEM OF TREE TO BE RETAINED
•	STEM OF TREE TO BE REMOVED
	ROOT PROTECTION AREA

THIS PLAN IS TO BE PRINTED IN COLOUR AND READ IN CONJUNCTION WITH THE JCA ARBORICULTURAL REPORT (JCA REF: 16522/AJB)

Denotes proposed tree planting in accordance with JCA Planting Scheme ref-16522-B/AJB

Root Protection Area: RPA

THE ROOT PROTECTION AREA SHOULD IDEALLY REMAIN UNDISTURBED IF THE TREE IS TO BE RETAINED.

THE DEVELOPMENT PROPOSALS SHOULD THEREFORE BE DESIGNED TO AVOID THE RPA OF ANY TREE WHICH IS TO BE RETAINED.

IF IT IS NECESSARY FOR THE DEVELOPMENT TO ENCROACH INTO THE RPA OF A TREE WHICH IS TO BE RETAINED THEN SPECIALIST CONSTRUCTION TECHNIQUES AND MATERIALS MUST BE CONSIDERED.

Gabion basket retaining structure approx 1m high as required to maintain footpath adjacent to covered access corridor



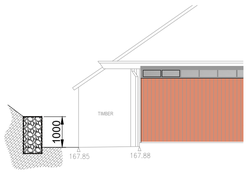

retaining wall (B)



Typical fencing detail to dog exercise area - proprietary steel mesh Paladin type fencing supported on steel posts with matching gate - all finished in green powder coat - max 2m in height

Stone faced (dry stone wall pattern to match walls to entrance) retaining wall to engineers design - max 900mm high to suit extensions to existing building and continuous with existing retaining wall to the west of the building against the woodland area.



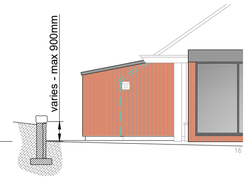

retaining wall (A)

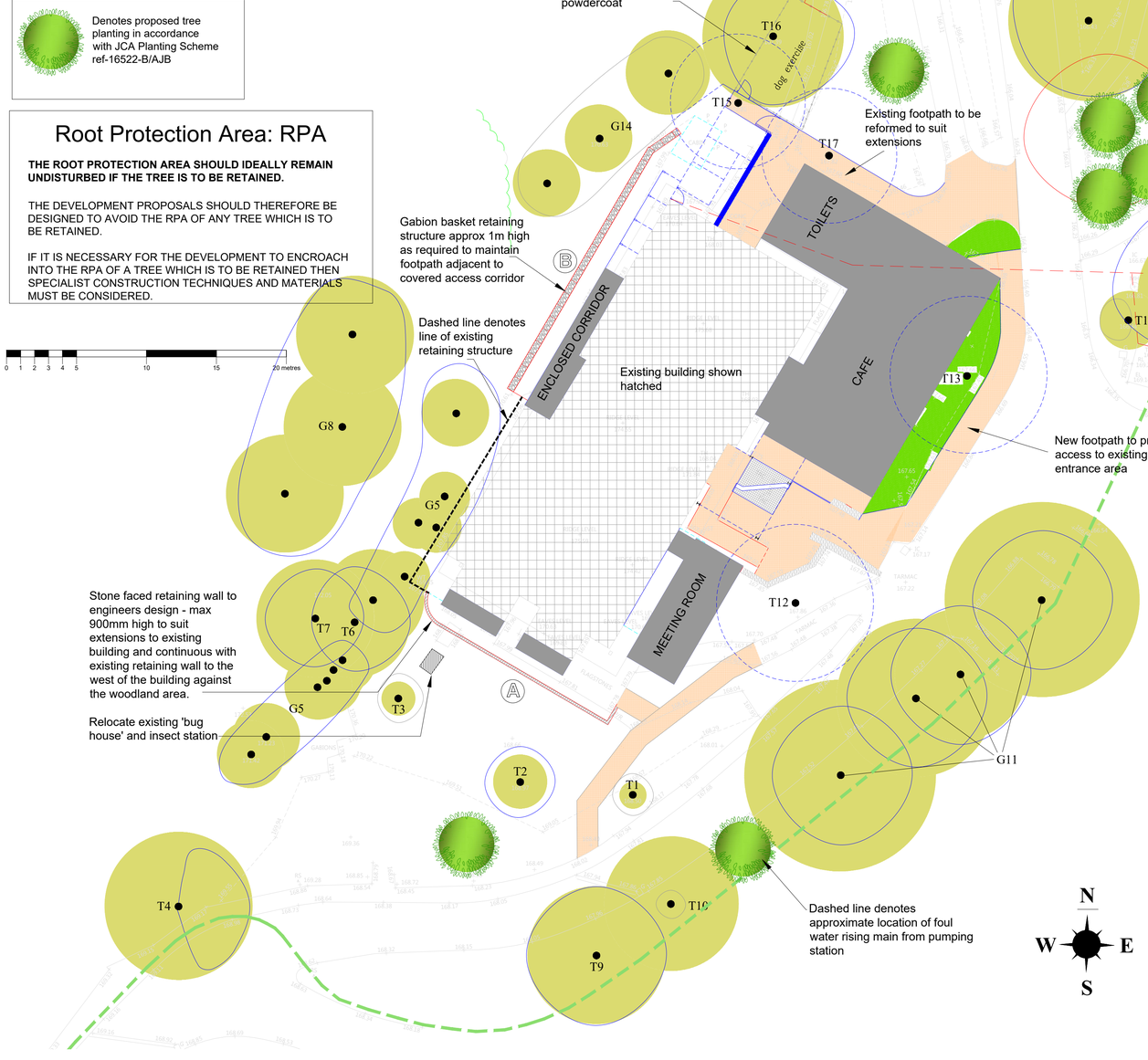

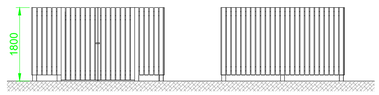

Front Elevation

Rear/side elevations

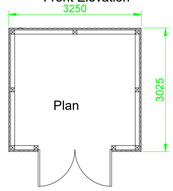

Bin stores constructed using treated timber with chestnut preservative stain finish - 100x100 posts set in concrete with 100x25 vertical timber boarding (min 150mm between bottom of board and ground level) on 150x25 horizontal rails - gates to match supported on galv. steel hinges with hasp and staple and padlock

Bin store - 1: 75 scale

COPYRIGHT RESERVED.
This drawing is the property of A.J.Cocker Associates Ltd. and must not be copied or used in whole or in part without their consent.

CDM:
Clients and contractors must fulfil their duties under the CDM regulations 2015.The client is required to notify the HSE of any projects lasting more than 30 days or involving more than 500 person days.

'Ranger Pod' Details

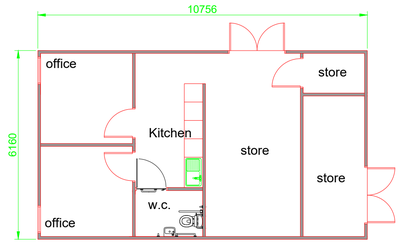

Plan



Rear Elevation

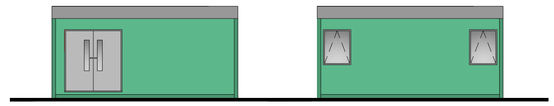

Side Elevation — Side Elevation



Front Elevation

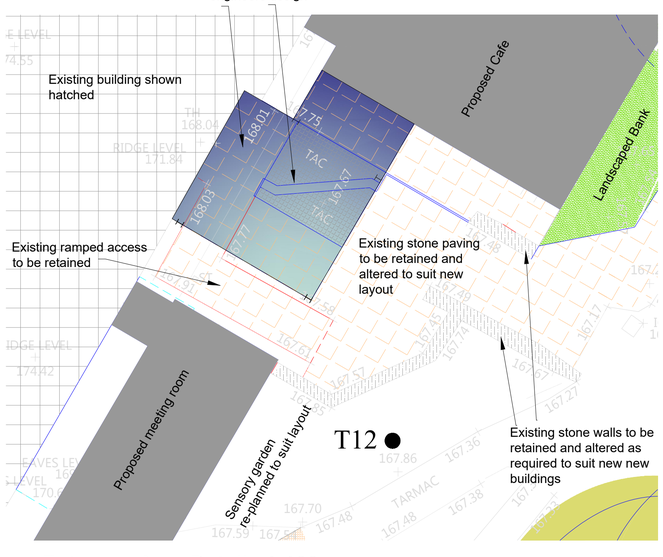

Entrance Area Detail 1:100

General Drainage note;

Existing drainage within the development site to be investigated by camera survey and any blocked, cracked, or displaced drains not affected by the works to be repaired. Existing drainage which requires diversion/alteration as part of the scheme to be to match existing. Any new foul drainage required to connect to existing foul drainage system on site. Surface water drainage from proposed buildings to discharge into soakaways, subject to percolation test in accordance with 'paving expert' design guidance and BSEN 752:2017 in accordance with drainage consultant design, or connect to existing surface water drainage system on site if possible.

rev:	date:	description
B	12-2-2021	Details of bin store and retaining walls added
A	27-1-2021	Revisions to retaining structures to accommodate tree retention as discussed with arboriculturalist

AJ COCKER ASSOCIATES
CHARTERED BUILDING SURVEYORS
New Century House
176 Drake Street
Rochdale
OL16 1UP
Tel: 01706 764880
Fax: 01706 764881
www.ajcockerassociates.co.uk
mail@ajcockerassociates.co.uk

RICS the mark of property professionalism worldwide

Project:
Alterations and extensions at Hollingworth lake visitor center Littleborough

Site plan and Ranger pod details

scale: 1:200/1:100
date: December 2020
drawn: NL

Client: RSPCA Rochdale

Dwg. Nr. R419-01-B