This drawing is provided as a document to gain either Planning Permission or Building Regulation approval purposes only. It is not a guarantee that Planning Permission will be granted.

This drawing and all contents are the copyright of James Campbell Associates Ltd. No copies to be made from the drawing & details within unless authorised by James Campbell Associates Ltd.

The contract for the works is between the client and his / her contractor. Contractor to visit site, study the details provided within the drawing and be familiar with both the work to be carried out in accordance with the details provided, Any stated dimension must be checked prior to any form of construction, All works and materials to comply with all relevant British Standards and carry a genuine BBA certificate, The materials specified within this drawing are a guide for the contractor as they are recognised materials with genuine BBA certificates etc. Any contractor who decides to use any different materials than that noted on the drawing must inform James Campbell Associates Ltd.

Any discrepancies discovered or items found that where not visible at the time of the initial survey should be reported to James Campbell Associates Ltd for consultation with our client.

CONSTRUCTION NOTES:-

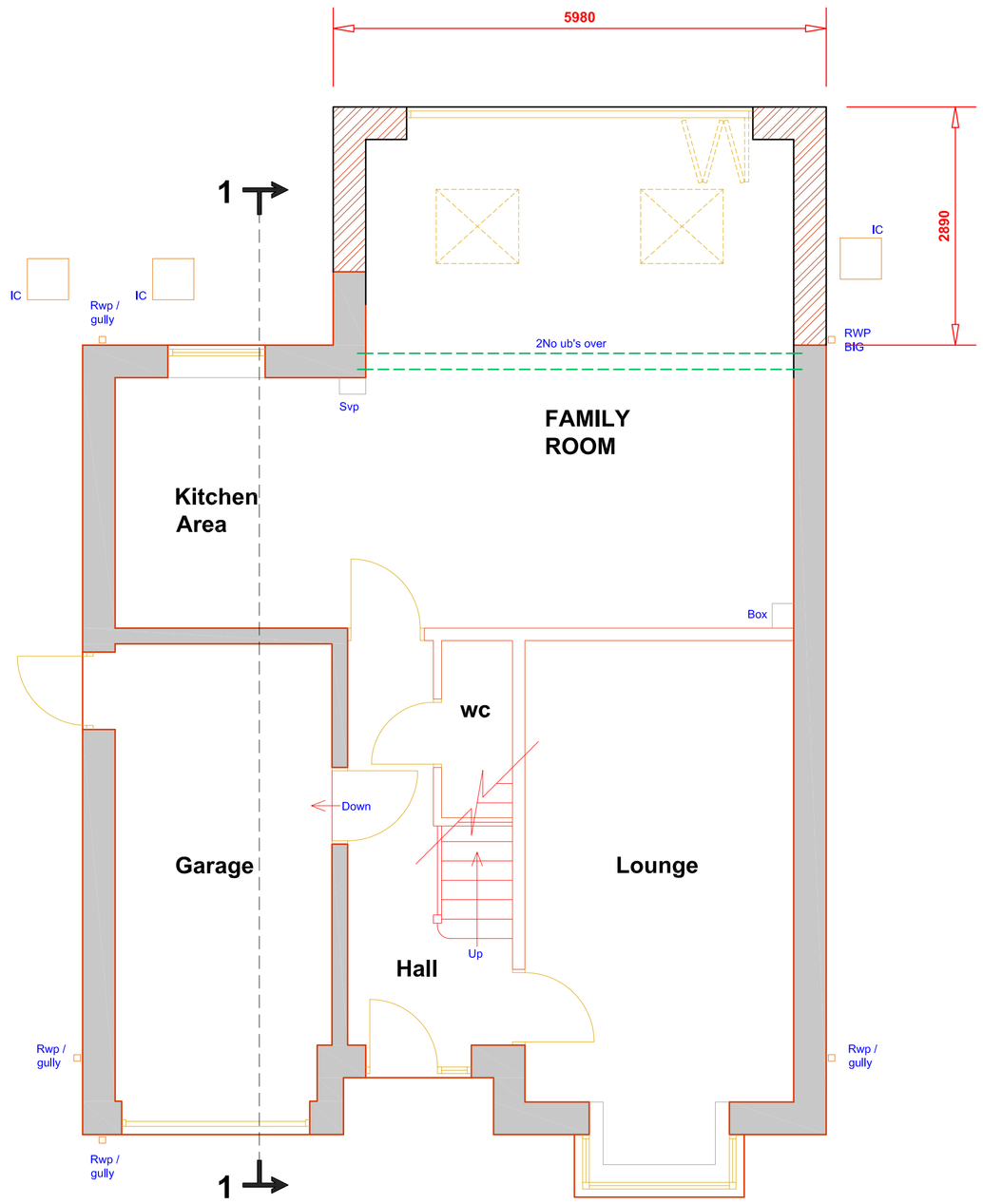

PROPOSED GROUND FLOOR PLAN

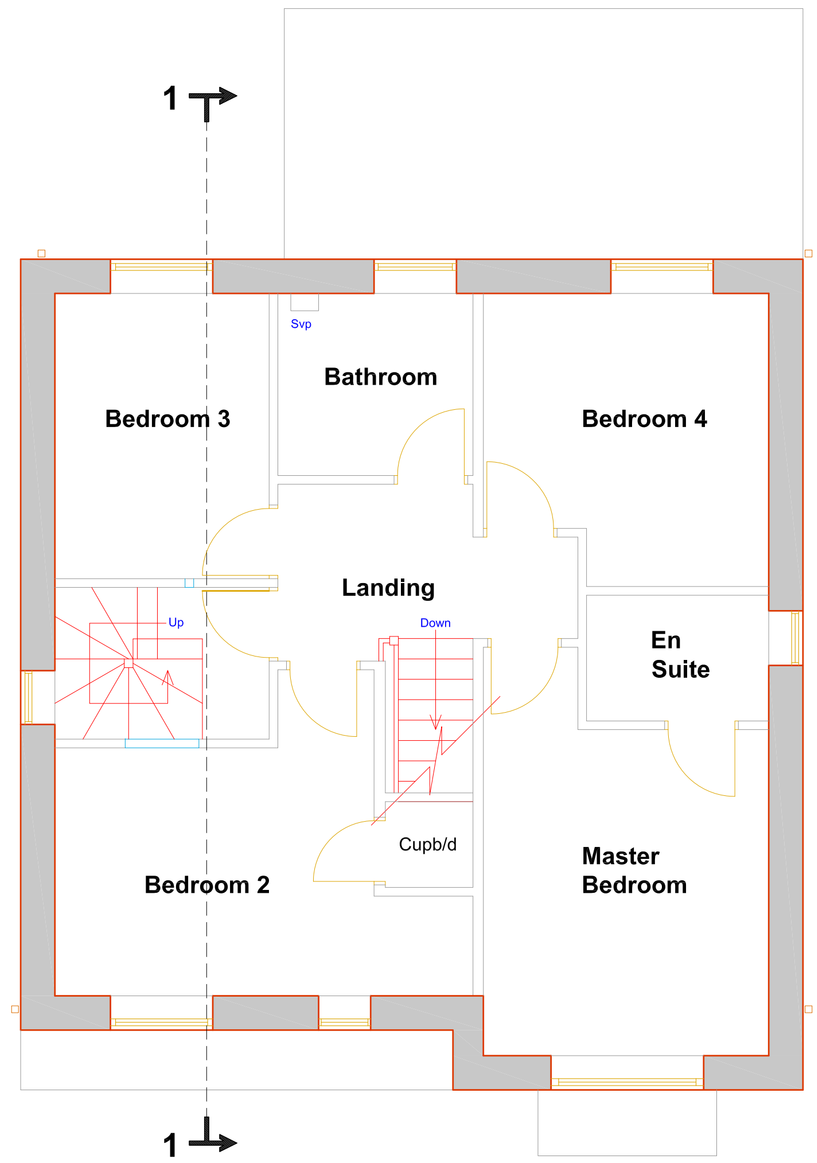

PROPOSED FIRST FLOOR PLAN

Indicates 2m headroom zone

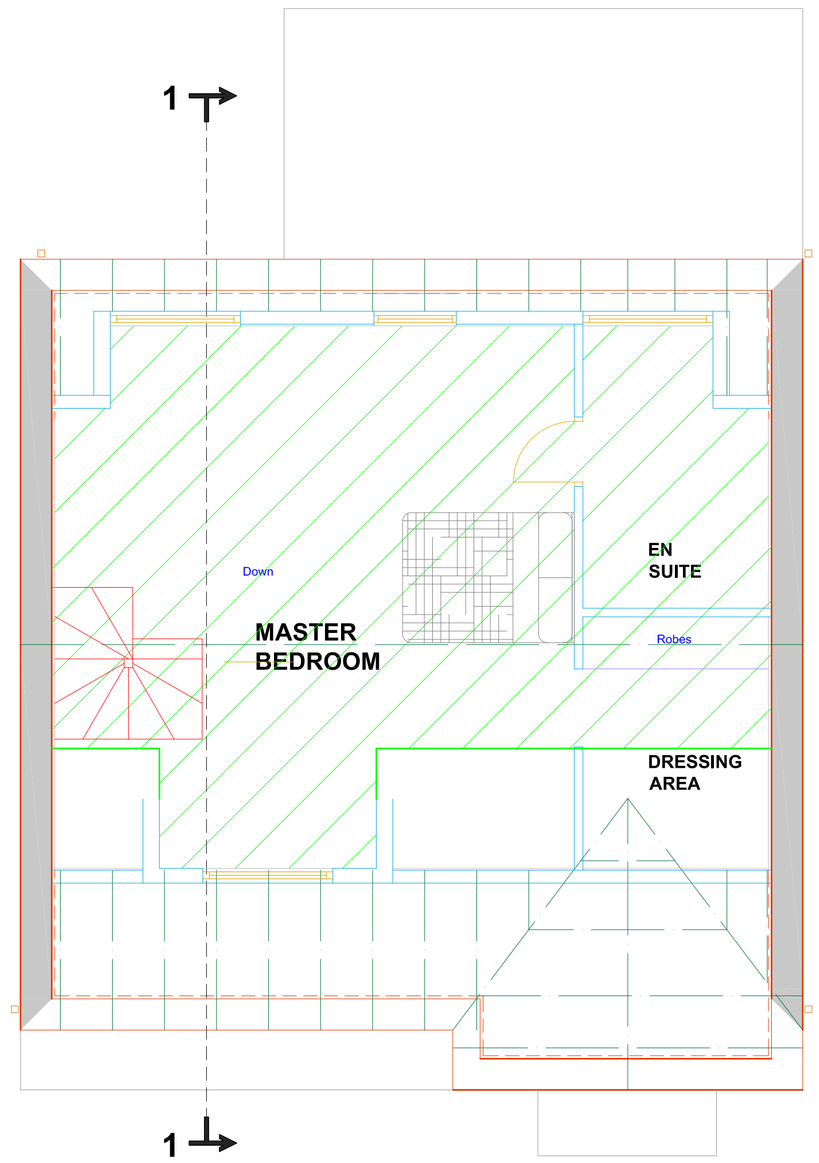

PROPOSED SECOND FLOOR PLAN

DRAWING TITLE

PROPOSED FLOOR PLANS

JAMES CAMPBELL ASSOCIATES LTD
CHARTERED ARCHITECTURAL SERVICES
CIOB
CIAT

Campbell House
173 Rochdale Road
Firgrove
Rochdale
OL16 3BN

Tel: 01706 354888
Mob: 07817 623183
Email: admin@jamescampbellassociates.co.uk
Web: www.jamescampbellassociates.co.uk

PROJECT

SINGLE STOREY REAR EXTENSION & LOFT CONVERSION

LOCATION

24 Field View
Rainshore
Norden

DRAWN:-	Frank James Smith	DRAWING NUMBER:-
DATE:-	July 2018	18.1810.2E
SCALE:-	1:50 at A1	
ISSUE:-	E	