This drawing is provided as a document to gain either Planning Permission or Building Regulation approval purposes only. It is not a guarantee that Planning Permission will be granted.

This drawing and all contents are the copyright of James Campbell Associates Ltd. No copies to be made from the drawing & details within unless authorised by James Campbell Associates Ltd.

The contract for the works is between the client and his / her contractor. Contractor to visit site, study the details provided within the drawing and be familiar with both the work to be carried out in accordance with the details provided. Any stated dimension must be checked prior to any form of construction. All works and materials to comply with all relevant British Standards and carry a genuine BBA certificate. The materials specified within this drawing are a guide for the contractor as they are recognised materials with genuine BBA certificates etc. Any contractor who decides to use any different materials than that noted on the drawing must inform James Campbell Associates Ltd.

Any discrepancies discovered or items found that where not visible at the time of the initial survey should be reported to James Campbell Associates Ltd for consultation with our client.

CONSTRUCTION NOTES:-

Kitchen extraction systems to acheive.
35dB(A) Leq 5mins in the bedrooms with windows shut and other means of ventilation provided between 11pm and 7am;

40dB(A) Leq (1 hour) in other habitable rooms with windows shut and other means of ventilation provided at all times.

All new and existing flue fixings are to be provided with Anti-Vibration

Machinery Shock Mounts & Vibration Dampers to reduce sound / vibration

of flue system.

Ventilation canopies are constructed from 1.00mm thick satin finish stainless steel with a 50mm x 25mm perimeter condense channel complete with removable grease collection drawers. Washable baffle filters are included. All joints and seams shall be liquid tight.
Where lighting is specified as an integral feature of the canopy, this shall comprise fully recessed, vapour-proof, fluorescent type or bulkhead light fittings (Bulbs not included) to provide 500 Lux at the working surface. (If required)
Infill panels constructed to the same type and quality of stainless steel as the ventilation canopies shall be provided from the top of the canopies to above the suspended ceiling level to enable the ceiling trims to be affixed tight against the canopy with no gaps. (If required)
Where replacement air is required integral, fully insulated, make-up air plenum shall be incorporated inside the front face of the canopy, parallel to the grease filters, with removable stainless steel perforated plate or double deflection grilles with directional louvers. (If required)

Stainless steel Canopy System Boxed 2100mm x 1200mm x 500mm with washable baffle filters and drip trays complete with (40JM) 400mm short Cased in line axial fan and controller. The exit point will be directly above the canopy onto the roof and terminate with a china hat.

1 Gas Interlock install a Merlin Gas Interlocking system with current monitor and 1" solenoid valve.

Flue(s) provided will extend greater than 1 metre beyond the eaves height of the building.

Flues to be 'Slate grey' (RAL 7015) powder coated.

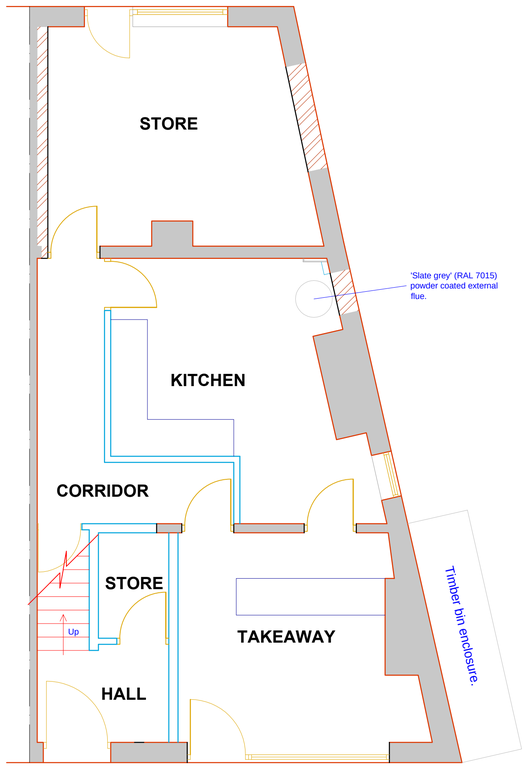

PROPOSED GROUND FLOOR PLAN

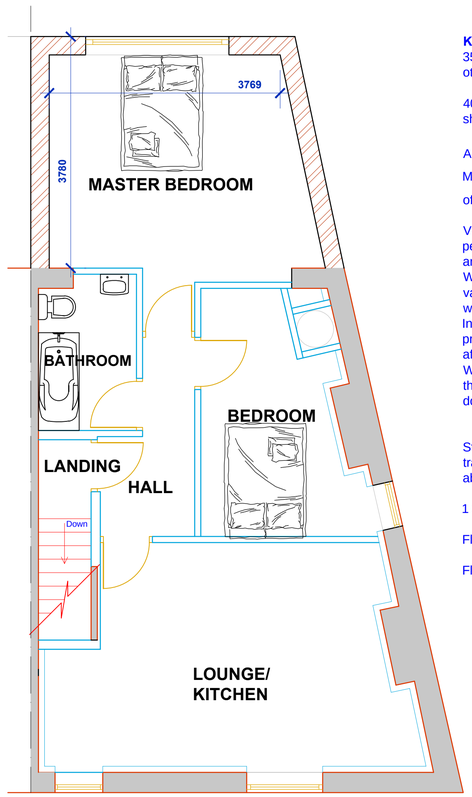

PROPOSED FIRST FLOOR PLAN

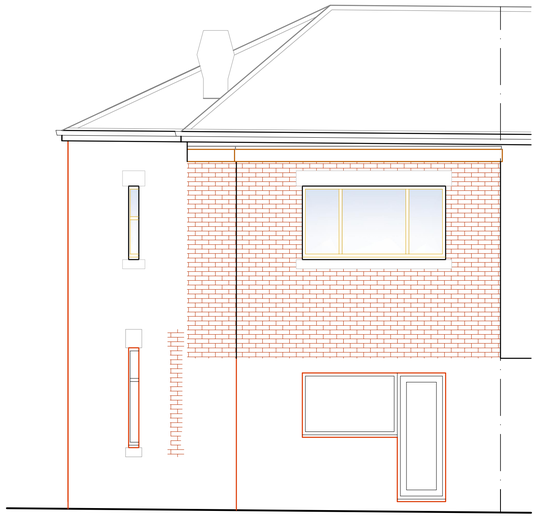

PROPOSED REAR ELEVATION



PROPOSED FRONT ELEVATION

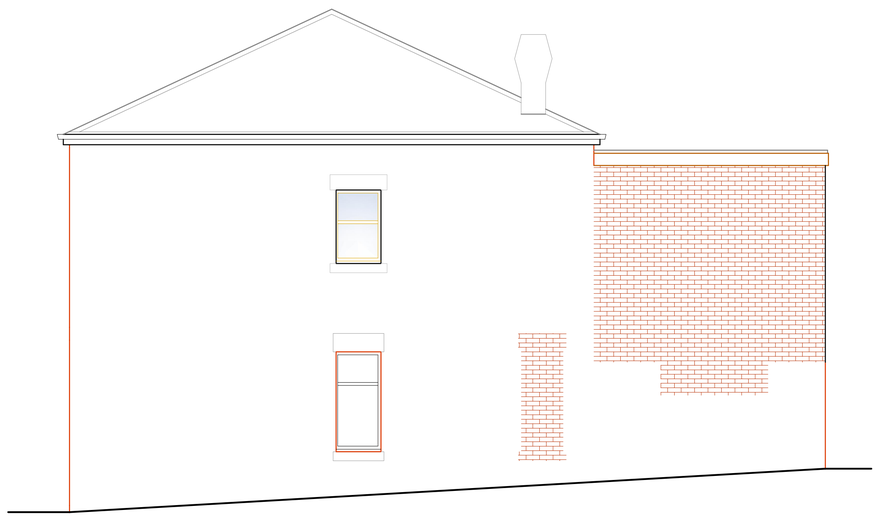

PROPOSED SIDE ELEVATION

DRAWING TITLE
PROPOSED SCHEME DRAWINGS

JAMES CAMPBELL ASSOCIATES LTD
CHARTERED ARCHITECTURAL SERVICES
CIOB
CIAT
Campbell House
173 Rochdale Road
Firgrove
Rochdale
OL16 3BN
Tel: 01706 354888
Mob: 07817 623183
Email: admin@jamescampbellassociates.co.uk
Web: www.jamescampbellassociates.co.uk

PROJECT
CONVERSION TO HOT FOOD TAKEAWAY AND FIRST FLOOR FLAT

LOCATION
37 Gale Street
Rochdale

DRAWN:-	Aiden Phillip-Whalley	DRAWING NUMBER:-
DATE:-	April 2018	18.1774.2A
SCALE:-	1:50 @ A1	
ISSUE:-	A	