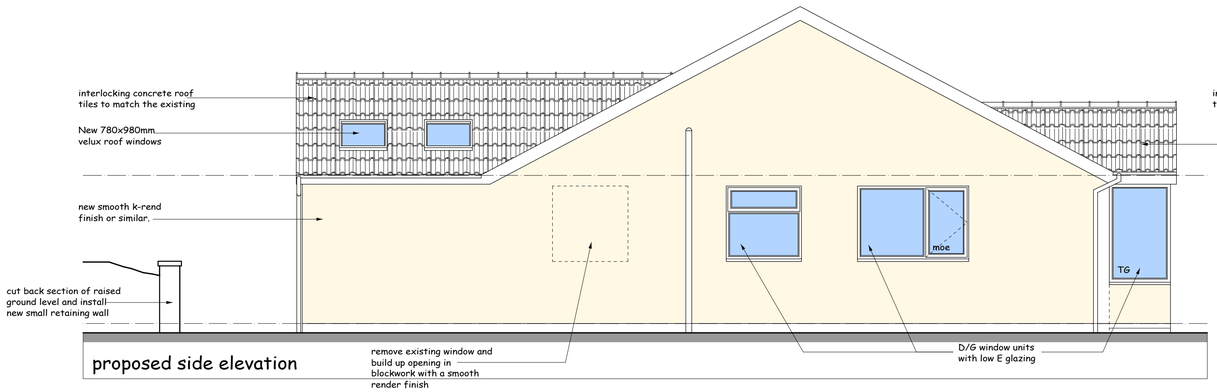

proposed side elevation

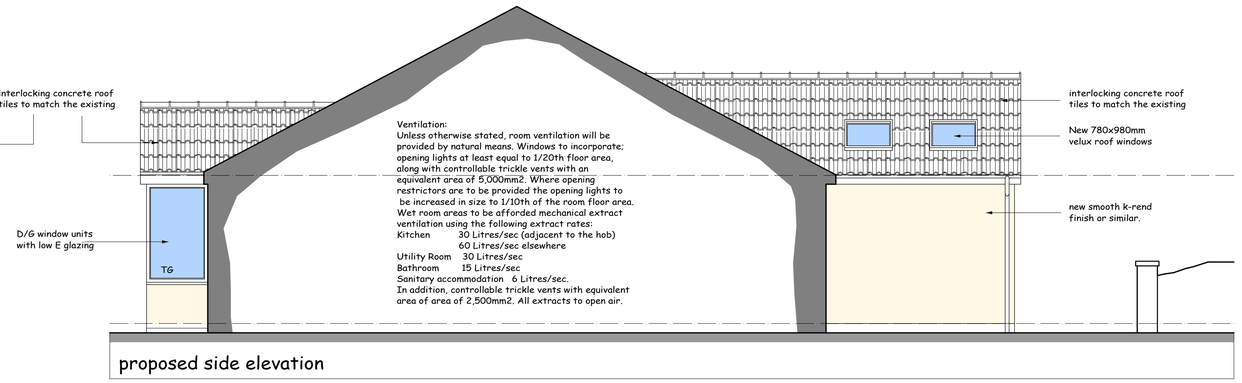

proposed side elevation

Foundations:
600 x 300mm concrete trench fill taken down to firm bearing strata at min 900mm below ground level. Foundations to be taken down to invert of any drain within 1000mm of excavation.

Drainage:
New drains bridged where passing through footings. Drains passing under building to be encased in 150mm concrete. All new drainage to be 100mm diameter Polypipe Underground or similar drainage system. Pipes laid to self cleansing fall on 150 bed pea shingle. New gullys to be roddable NB Drainage systems to be checked on site to determine - combined or separate systems - if separate ensure foul and surface water are connected to correct drainage system.

Ground Floor Construction extension and porch:
18mm asphalt screed on 100mm concrete slab on visqueen on 110mm Celotex XR4000 or equivalent floor insulation on 1200 gauge DPM lapped into DPC on 25mm sand blinding on consolidated hardcore. Provide 25mm ridged insulation to the edge of slab. Provide 100mm dia duct pipe through to air bricks with cavity trays over to vent any exg air bricks.

External Walls traditional:
Smooth K-rend or similar on 100mm concrete blockwork outer leaf 100mm cavity with cavity wall batts - 100mm thermolite block inner leaf dry lined in 12.5mm plasterboard and skim on Drywall dabs. Stainless steel double triangle wall ties (min 59mm embedment) 750mm horizontal c/c & 450 vertical c/c staggered and doubled up at all window and door reveals. Cavities to be closed at all reveals and at eaves - using Thermabate insulated cavity closers. NB all masonry below ground level to be in concrete common brick. DPC to be fixed at min 150mm above ground level. Provide cavity fill to 225mm below damp proof course.

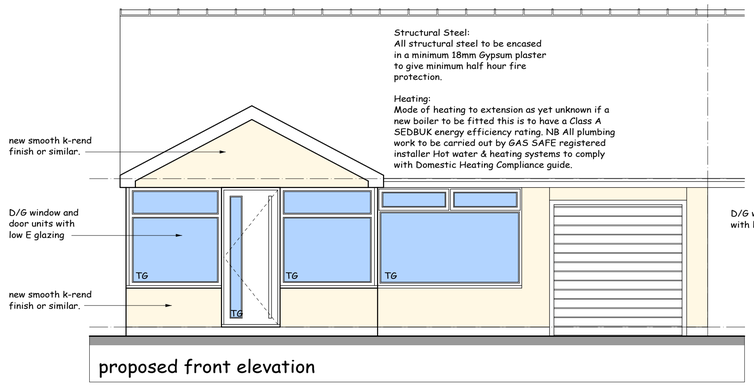

proposed front elevation

Structural Steel:
All structural steel to be encased in a minimum 18mm Gypsum plaster to give minimum half hour fire protection.

Heating:
Mode of heating to extension as yet unknown if a new boiler to be fitted this is to have a Class A SEDBUK energy efficiency rating. NB All plumbing work to be carried out by GAS SAFE registered installer Hot water & heating systems to comply with Domestic Heating Compliance guide.

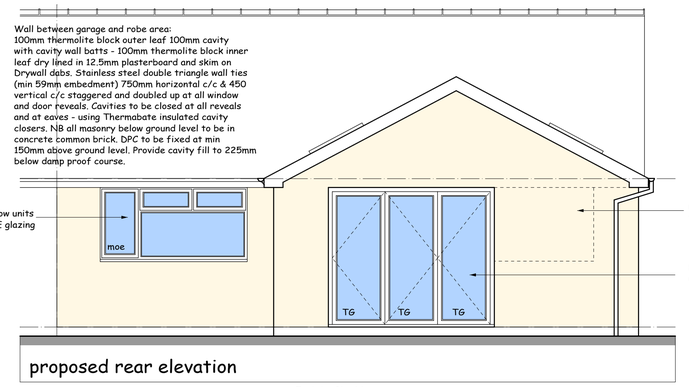

proposed rear elevation

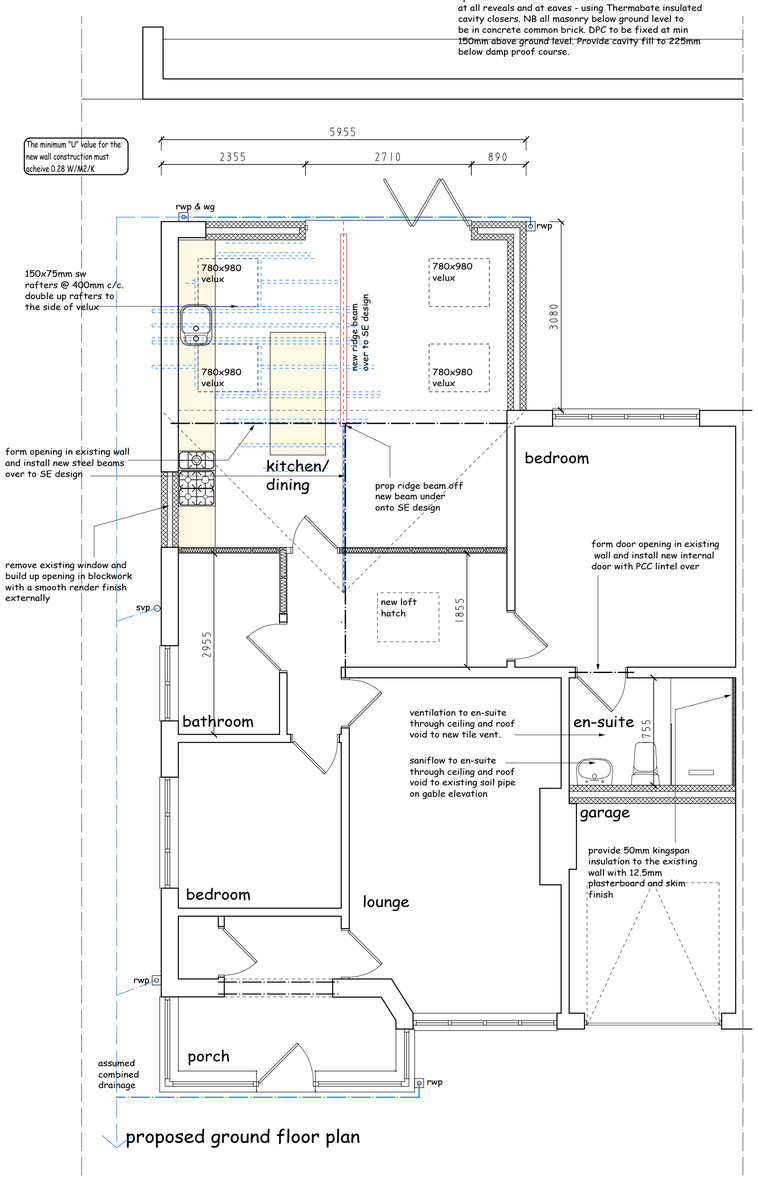

proposed ground floor plan

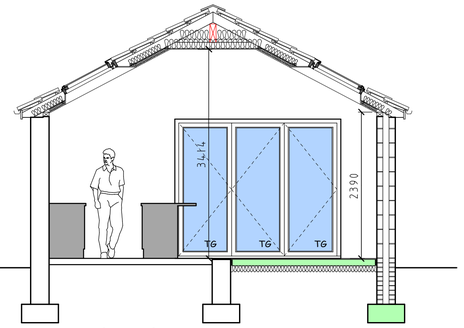

section through rear extension

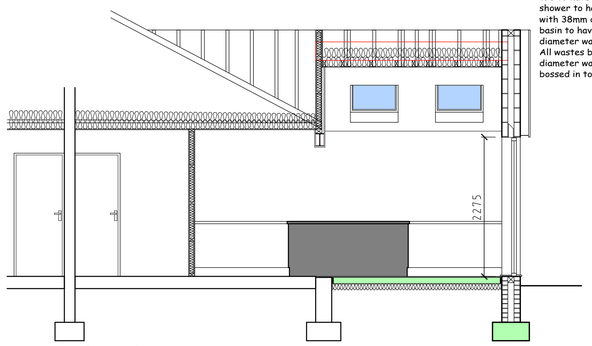

section through rear extension

En Suite Plumbing:
WC to have 100mm connection to Saniflo macerator.
shower to have 75mm deep seal anti vac traps with 38mm diameter wastes
basin to have 75mm deep seal anti vac trap with 32mm diameter waste.
All wastes bossed in to Saniplus Macerator with 28mm diameter waste taken vertically into roof void and bossed in to existing soil pipe.

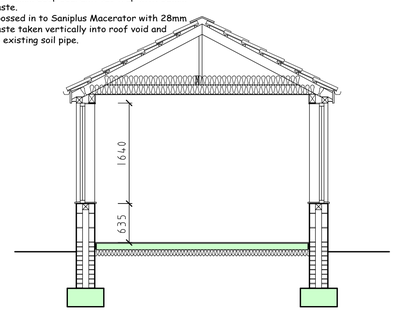

section through porch

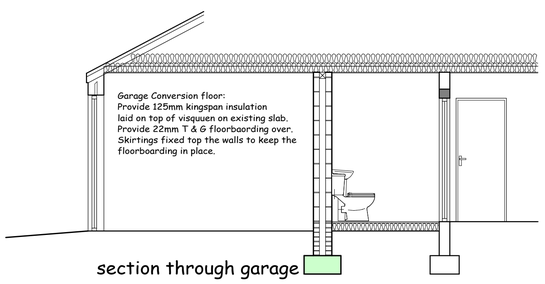

section through garage

Pitched Roof Construction rear extension:
Unvented Cold Roof Concrete roof tiles on 38 x 25mm tanalised battens on Du Pont Tyvek breathable roof membrane on 150 x 75 rafters @ 400 centres. 100x50mm sw ceiling joists @ 400mm c/c. 12.5mm plasterboard and skim finish to underside. provide 300mm quilt insulation between between and above ceiling joists.
Vaulted section Fix 100mm Celotex tuff R insulation tight between rafters ensuring 50mm air space is maintained over insulation. Fix 50mm Celotex insulation across rafters to eliminate cold bridging - 500 gauge visqueen vapour barrier over insulation - fix 12.5mm plasterboard with 3mm plaster skim.

Pitched Roof Construction porch:
Unvented Cold Roof Concrete roof tiles on 38 x 25mm tanalised battens on Du Pont Tyvek breathable roof membrane on 150 x 50 rafters @ 400 centres. 100x50mm sw ceiling joists @ 400mm c/c. 12.5mm plasterboard and skim finish to underside. provide 300mm quilt insulation between between and above ceiling joists.

Wall over front of porch: Smooth K-rend finish or similar on mesh on 38 x 25mm treated battens over YBS insulation Breather Foil FR stapled to 11mm sterling board sheathing on 100 x 50mm treated studding @ 400mm centres - 100mm Celotex RXR insulation fixed tight between studs with 500g visqueen vapour check Wall built off timber lintel over front glazing supported on corner posts within window frames.

Doors and Windows:
All new windows to be double glazed and have trickle vents not less than 8000mm2. All windows ajoining a door or a glazed door or less than 800mm above floor to be in toughened glass to BS6206 or EN12150. New and replacement windows and roof lights fully draught proofed & double glazed in Optiwhite (outer pane) 16mm argon filled air space with aluminium spacer bar with an inner pane of low emissity 'k' glass to give a 'U' value of 1.6w/m²k or window energy rating band C certificates of compliance to be provided to building control on completion. New windows to habitable rooms without alternative at least 1no opening light with a clear opening of 450 x 750mm. Top hung Windows to have assist arms and stays to keep up

Flashings:
Code 4 lead stepped and straight flashings with DPC cavity trays over at all abuttments.

Lighting:
One third of the primary light fittings in the proposed extension (minimum one) to be of a type which will only receive high efficiency lamps.

APPROVED DOCUMENT L1 (2005)
From the 1st April 2005. All new and replacement natural gas and LPG boilers are required to have a minimum SEDBUK (Seasonal Efficiency of Domestic Boilers in the UK) rating of 86% From the 1st April 2005 Oil fired boilers must have a minimum SEDBUK rating of 86%. Exceptional Circumstances permitting the installation of a Non-Condensing boiler. The installer must complete an 'Assessment form' using the procedure described in the document 'Guide to the Condensing Boiler Installation Procedure for dwellings' (ODPM 2005)
The declaration should be retained by the householder as it may be needed when the property is offered for sale. All electrical work required to meet the requirements of Part P (electrical safety) will be designed, installed, inspected and tested by a person competent to do so. Prior to completion the Local Authority must be satisfied by either:- An electrical installation certificate issued under a Competent Person Scheme has been issued; or Appropriate certificates and forms defined in BS 7671
(as amended) have been submitted that confirm the work has been inspected and tested by a competent person. A competent person will have a sound knowledge and experience relevant to the nature of the work undertaken and to technical standards set down in BS 7671, be fully versed in the inspection and testing procedures contained in the regulations and employ adequate testing equipment.

Self-contained mains powered smoke detectors (rechargeable battery backed up) in accordance with BS5839-6: 2004 - Grade D - category LD3 standard to be provided to each level as indicated by 'SD' on floor plans. All alarms to be interlinked and wired to separate sub circuit on mains d istribution board. Smoke alarms to be situated within 3.0m of bedroom doors and 7.5m of all other habitable rooms. NOTE - all smoke detectors are to be positioned so that they can be reached for maintenance and testing i.e. not over stairs etc.

This drawing has been prepared for the sole purpose of obtaining Planning Permission and Building Regulation Approval ONLY. All structural calculations are to be checked by structural engineer prior to construction.

All dimensions & details are to be check on site prior to construction, any discrepancies reported to ExtensionsNW prior to any work undertaken. Any work undertaken prior to full planning & building regulation approval is at the builders own risk. ExtensionsNW will not be held responsible for any problems arising.

This drawing is the copyright of ExtensionsNW and any reproduction in whole or part is strictly forbidden.
Plotted on 23/04/2019
ExtensionsNW reserve the right to modify and make necessary alterations dependent on site conditions.

D		
C		
B		
A		
	DATE	

SCALE	1:50	DATE	April 19
DRAWN	JDJ	P.P	B.R

CUSTOMER
Mr & Mrs Jones

PROJECT
Porch, extension to rear and alterations

LOCATION
106 Kingsway, Middleton. M24 1HN.

LOCAL AUTHORITY
Rochdale BC

Extensions NW
3 Cribden Street, Ravetostall, Rossendale. BB4 8HZ
Mob: 07968436895
Web: www.extensionsnw.co.uk E-mail: joel@extensionsnw.co.uk

JOB No.	REV.
2554 - 02	