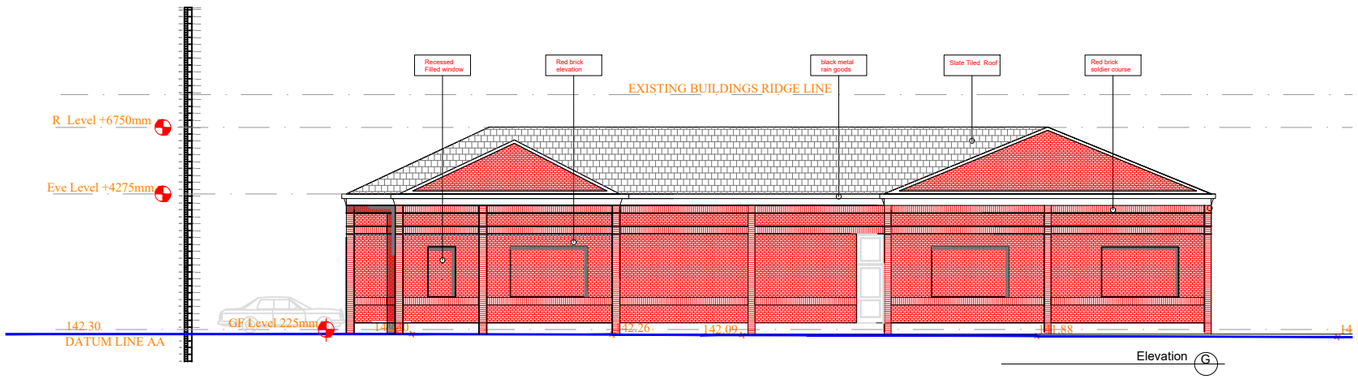


Elevation G

## Rear Elevation
## Scale: 1: 200

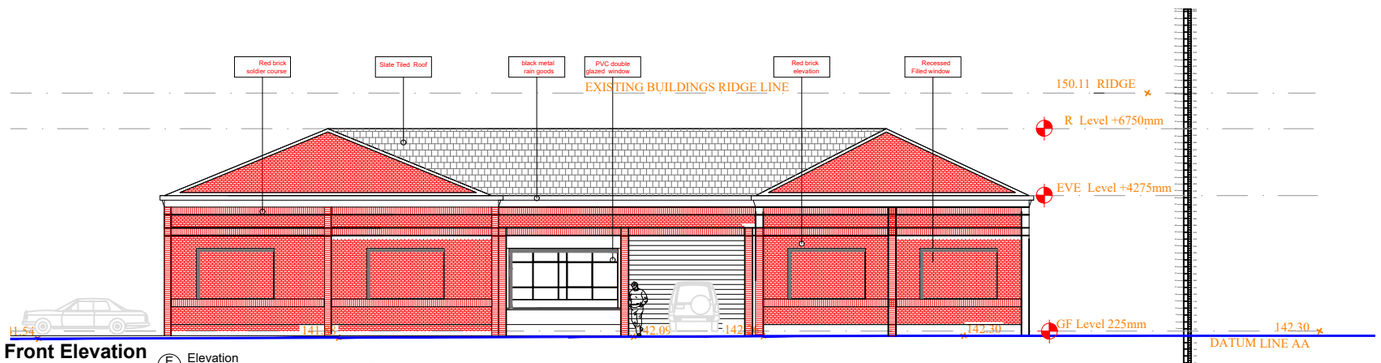


## Front Elevation
## Scale: 1: 200

Elevation E

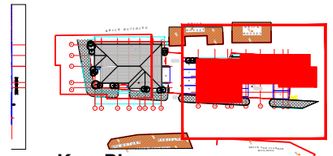

## Key Plan
## Scale: NTS

# Notes

Figured dimensions only to be taken from this drawing.
Do not scale.If in doubt ask.

| Rev | Date | Drawn | Description |
|---|---|---|---|
| A1 | 23.11.20 | AR | Elevations matched to telly Plans |

This drawing is not working drawing and only for the purpose of Planning Approval.

All drawings must be read in conjunction with all other relevant drawings and any other related documents. This drawing and its contents must not be used, reproduced or amended with out prior consent.All dimensions boundaries and angles must be checked on site before any work commence, and discrepencies reported immediately. All written dimensions must be taken in preference to scaled dimensions . All site dimensions include surface finishes and contractor is to verify before commencing. Contractor to verify all dimensions before working on site.
Contractor/ Builder should not scale from this drawing and should used figured dimensions only. If in doubt exists consult with relevant party for clarifications. The contractor or builder must check all dimensions and details on site before construction or purchase of materials.

The owner to obtain appropriate agreement under the term of the party wall Act 1996 from the neighbors if party wall and existing foundations is subject to load from extension. All existing walls, foundations and lintels or other structural items are to be confirmed load bearing and adequate for increased loading where relevant prior to work commencing. Any existing walls to be removed are to be confirmed non load bearing prior to removal. All existing Elevations to remain same or unless stated and as agreed with local authority. All existing external materials and finishes to remain the same or unless stated as agreed with the local authority. Local authority to be notified upon commencement of work on site.

Paragon Design & Develop Ltd will not be responsible for any damage due to any unauthorised work commencement based on these drawings.

This drawing is not a working drawing, and is only for the purposes of Planning Approval. Do not scale. If in doubt ask and verify.


**Paragon Design Develop Ltd**

**Architecture | Planning | Conservation**

3a, Burnett street, Little Germany, Bradford, BD1 5AP
t: 01274 296129 m: 07716379465
e: rohillaah@gmail.com


status: **Planning**

client: Waheed Hussain
Northwest Property Ltd

project: MoT Station & Self Storage Units
Land on South East Side of Great
George Street, Rochdale OL16 1QL

title: Self Storage Unit Front & Rear Elevations

scale: 1:200@A3

date: Oct 2020

| project no.: | drawn: | number: | rev: |
|---|---|---|---|
| 1911/01 | AR | 10 | A1 |