THIS FRAME TO BE FULLY SHOP WELDED AND BROUGHT TO SITE IN ONE WHOLE PIECE.
ALL WELDS TO BE 6CFW

DO NOT SCALE FROM THIS DRAWING. USE GIVEN DIMENSIONS ONLY.
ALL DIMENSIONS ARE TO BE CHECKED ON SITE BY THE CONTRACTOR.
ANY DIMENSIONAL DISCREPANCIES TO BE REPORTED BACK TO HEALEY CONSULTING PRIOR TO PROCEEDING WITH CONSTRUCTION

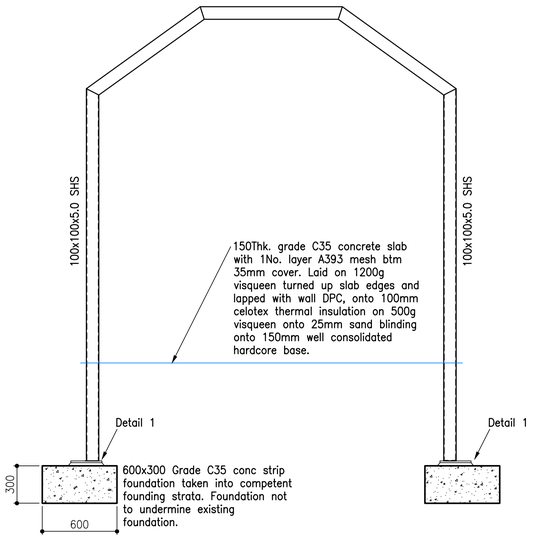

SECTION A-A

SCALE 1:25 @A1

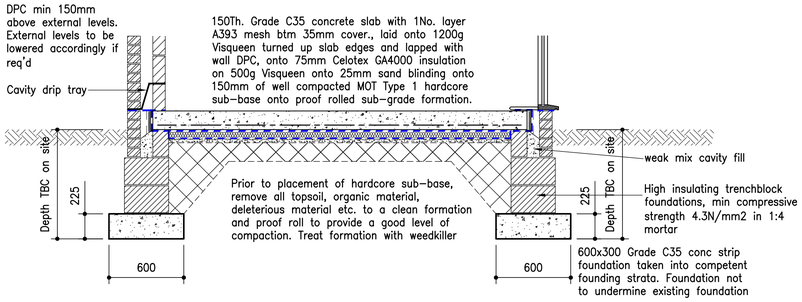

SECTION B-B

SCALE 1:25 @A1

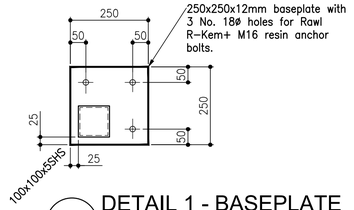

DETAIL 1 - BASEPLATE

SCALE 1:10 @A1

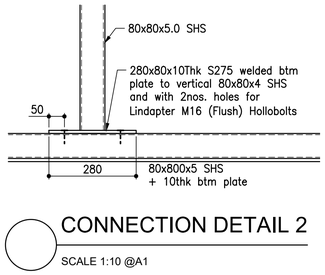

CONNECTION DETAIL 2

SCALE 1:10 @A1

B.REGULATIONS

Where applicable the existing ventilation to any sub floor are to be maintained. If required ducts or pipes used to carry ventilating air - minimum diameter of 100mm.

The provision of smoke detection and means of escape windows have been identify on the drawings.
Mechanical ventilation capable of extracting air at a minimum intermittent rate of 30 litres per second has been added as a requirement to new utility rooms.
The area of glazing shown exceeds that allowable in Approved Document L1B, namely 25% of the floor area.

It is confirmed that both the gas and electrics will be registered under the relevant Competent Persons Scheme.

EXISTING TO NEW WALL

Generally cavities in new wall to be made continuous with existing where possible to ensure continuous weather break. If a continuous cavity cannot be achieved, where new walls abuts the existing walls provide a movement joint with vertical DPC. All tied into existing construction with suitable proprietary stainless steel profiles

RAINWATER GUTTERS AND DOWNPIPES

Provide and fix upvc half round gutters with 68mm dia downpipes as required to match existing. Drainage generally to discharge into existing downpipes and drainage system.

LEADWORK AND FLASHINGS

All leadwork and flashings to be provided at all approriate areas and to be installed in accordance with the Lead Sheet Associations recommendations

DPC's

All DPCs to comprise Hyload horizontal dpc in both skins of cavity wall minimum 150mm above finished ground levels. DPMs to comprise 1200g Visqueen polythene membranes lapped with inner skin dpcs.

Provide Hyload cavity trays to internal wall location to walls over opening complete with stop ends and weep holes in outer skin of brickwork at 450mm centres (min 2No per opening).

STRUCTURAL SUPPORTS/LINTELS.

Provide CG90/100 catnic galvanised steel insulated lintels (100mm cavity) over new window openings. Existing elements taking additional loading to be exposed and strengthened as necessary.

FOUNDATIONS TO REAR EXTENSION

300 deep mass concrete footings in C35 concrete taken down to standard min 1000mm below ground level, min width 600mm. Size and depth of foundations to suit ground conditions and to Local Authority approval.

SOLID GROUND FLOOR SLAB REAR EXTENSION

Lay new finished floor slab to level of existing and to suit finishes.
Min150 deep RC slab
screed on 500 gauge isolating membrane on 100mm Cellotex thermal insulation on 1200g polythene DPM on sand blinding.
on 150mm well consolidated hardcore base. U value of 0.22W/m.sq.deg.C
DPC and DPM of new and existing structures to be continuous.
20mm insulation brought up inside face of wall level with top of screed at junction with floor to avoid cold bridging. Garage/storage area unaffected.

NEW CAVITY EXTERNAL WALL TO GROUND FLOOR EXTENSION

Cavity wall construction. Maintain external wall cavities or provide VDPC's at junctions with Furfix masonry connection. New cavity brick work to consist of external leaf - fair faced brickwork to match existing with block work to internal leaf. Cavity construction to consist of standard trench blockwork below DPC. Lean mix cavity fill to maximum 225mm below dpc.

Cavity wall above DPC to comprise 100mm brickwork externally, 100mm full cavity fill to walls using Rockwool Cavity thermal insulation and 100mm Thermalite Shield, Durox Superblock blockwork inner leaf, similar/approved - K value 0.19 or lower. Insulation to extend 150mm below floor insulation. 13mm lightweight plaster finish internally. Min U-value 0.28W/m2.deg.C. Form window openings in blockwork to appropriate sizes for insertion of new doors. Provide weep holes to outer leaf of brickwork above DPC at 900mm centres. Stainless steel cavity wall ties to B.S. 1243:1978) to be fixed at 600mm horizontal centres and 450mm vertical centres and within 225mm of any opening and at 225mm vertical centres. Close cavity at wall openings with insulated cavity closers at the door and window openings to avoid cold bridging. close cavity at top of wall with cut blocks. Eaves to be set to match existing approximately 2100mm. Ground floor ceiling height of new extension to match existing approximately 2400mm.

Steelwork sub-contractor to carry out full site measure/survey prior to fabrication of any items.
GEOMETRY OF APEX FRAME TO BE AGREED ON SITE BETWEEN CLIENT/ARCHITECT/CONTRACTOR

BUILDING REGULATIONS

REV	DATE	BY	DETAILS OF REVISION

ARCHITECT / CLIENT
MRS M WHITTLE

PROJECT
5 FIRBARN CLOSE
MILNROW
ROCHDALE

TITLE
PROPOSED SECTIONS, DETAILS AND BUILDING REGULATION NOTES

DRAWN BY: JE
DATE: 28/10/20
SCALE: NOTED.
REVISION: -

DRAWING NO.
HC-20419-(60)-04

HEALEY CONSULTING
Brunel House
63 Dale Street
Milnrow
Rochdale
OL16 3NJ
Tel: 01706 343961
Fax: 01706 343981
email: office@healeyconsulting.co.uk
copyright: Healey Consulting

HEALEY consulting
structural engineering consultants

A1 size drawing sheet (807mm x 584mm) scale is approx. double at A3 size