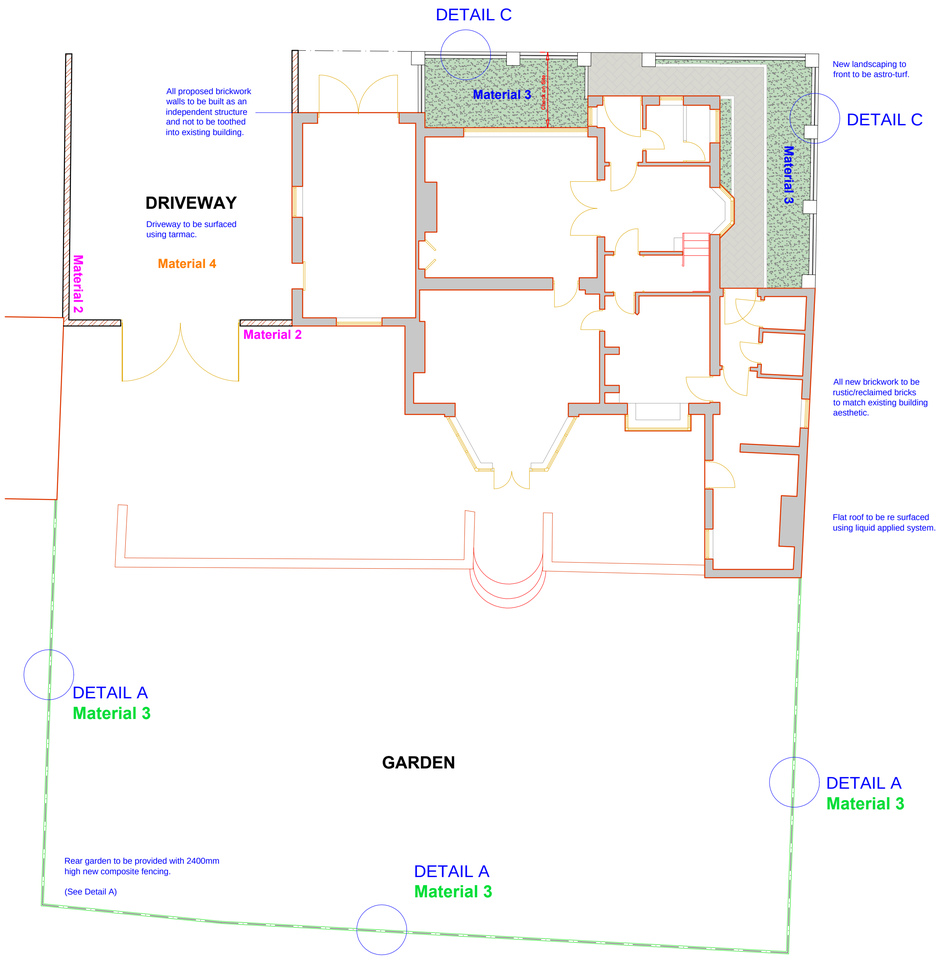

PROPOSED SITE PLAN



1. Proposed Astro-Turf

Nomow Meadow Artificial Grass
(Or Similar)



2. Proposed Brick Work

Reclaimed Red/Brindle Brick
(Or best similar to match existing building)



3. Proposed Fencing

Composite panel fencing, Finish to be finalised (2.4m high)
(Or Similar)



4. Proposed Driveway Surfacing

Black Tarmac
(Or Similar)



5. Proposed Re-Pointing Mat.

Re - pointing to be finished using white lime based mortar.

Mortar mix to be 1:3 lime:sand:water mixture.



Where railing connects to existing building or other masonry elements, iron U brackets are to be connected to masonry using masonry screws.



Edgar Wood House @ Mellalieu Street

The proposal looks to echo the work completed at Mellalieu Street.

Both building designs share a very similar aesthetic and the proposal looks to introduce a sense of consistency to the Edgar Wood houses in the are.

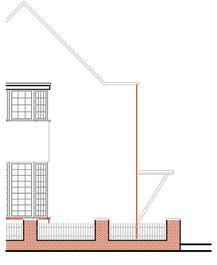

PROPOSED SIDE ELEVATION



PROPOSED FRONT ELEVATION

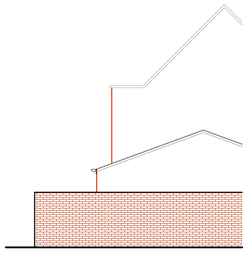

PROPOSED SIDE ELEVATION

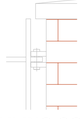

RAILING CONNECTION
1:10

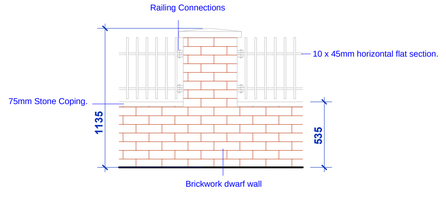

PROPOSED DWARF WALL AND RAILING
1:25

This drawing is provided as a document to gain either Planning Permission or Building Regulation approval purposes only. It is not a guarantee that Planning Permission will be granted.

This drawing and all contents are the copyright of James Campbell Associates Ltd. No copies to be made from the drawing & details within unless authorised by James Campbell Associates Ltd.

The contract for the works is between the client and his / her contractor. Contractor to visit site, study the details provided within the drawing and be familiar with both the work to be carried out in accordance with the details provided. Any stated dimension must be checked prior to any form of construction. All works and materials to comply with all relevant British Standards and carry a genuine BBA certificate. The materials specified within this drawing are a guide for the contractor as they are recognised materials with genuine BBA certificates etc. Any contractor who decides to use any different materials than that noted on the drawing must inform James Campbell Associates Ltd.

Any discrepancies discovered or items found that where not visible at the time of the initial survey should be reported to James Campbell Associates Ltd for consultation with our client.

CONSTRUCTION NOTES:-

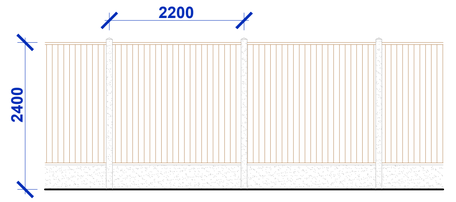

ELEVATION



PLAN

DETAIL A
1:50

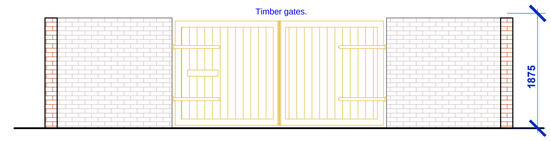

DETAIL B
1:50

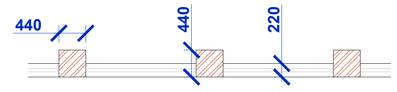

ELEVATION

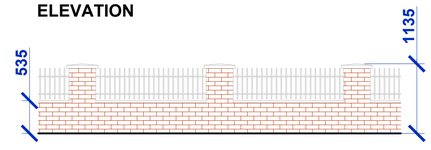

PLAN

DETAIL C
1:50

DRAWING TITLE	PROPOSED DETAILS
PROJECT	PROPOSED EXTERNAL REFURBISHMENT
LOCATION	1 Town Croft Avenue Middleton

JAMES CAMPBELL ASSOCIATES LTD
CHARTERED ARCHITECTURAL SERVICES
CIOB
CIAT
Campbell House
173 Rochdale Road
Firgrove
Rochdale
OL16 3BN
Tel: 01706 354888
Mob: 07817 623183
Email: admin@jamescampbellassociates.co.uk
Web: www.jamescampbellassociates.co.uk

DRAWN:-	Aiden Phillips-Whalley	DRAWING NUMBER:-
DATE:-	July 2018	18.1821.2G
SCALE:-	1:100 @ A1	
ISSUE:-	G	