All These drawings are for the purpose of achieving local authority planning and building regulations plans approval only and should not be used as a working drawings for building construction. These design drawings must be read in conjunction with structural engineers design, drawings and calculations.
All rights reserved. © Copyright 2019. These plans & specifications are the property of P4B Extend Ltd, and shall not be re-printed, reproduced, modified in whole or part without written consent, nor shall any building or structure be constructed in accordance with such plans or specifications thereof without written consent.

DEMOLITION NOTE:
All elements indicated in red dash lines to be demolished and make good surrounding areas ready to receive new construction

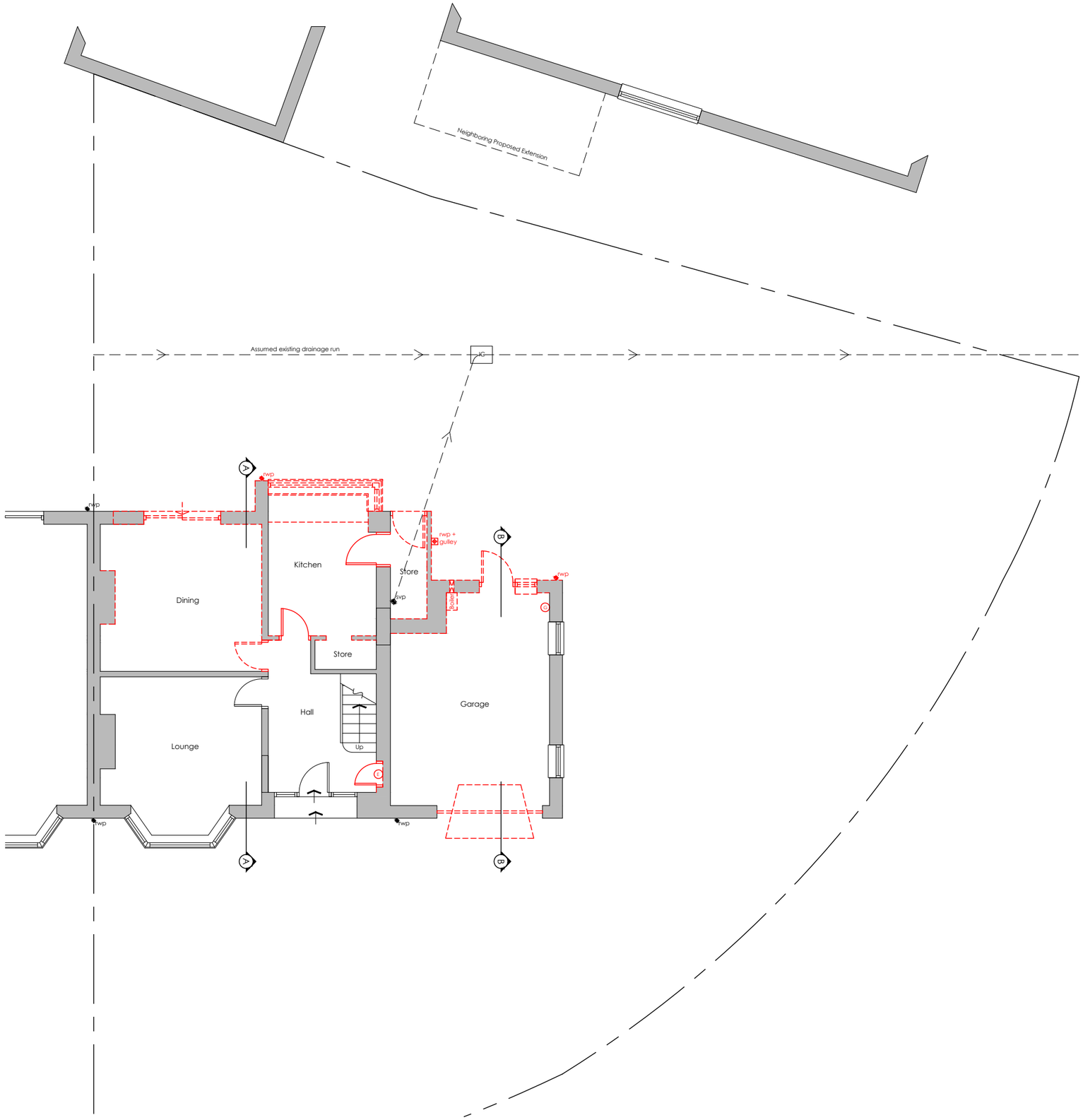

02.
21056

Existing Ground Floor Plan

0m 1 2 3 4 5m

1:100 @A3

Dwelling Extension & Loft Conversion

27 Woodlands Way Middleton Manchester M24 1WL

EXTEND™

P4B EXTEND
P4B-EXTEND.CO.UK
INFO@**P4B-EXTEND.CO.UK**
0800 652 6561

15 MEMORIAL ROAD
WORSLEY
MANCHESTER
M28 3AQ

All These drawings are for the purpose of achieving local authority planning and building regulations plans approval only and should not be used as a working drawings for building construction. These design drawings must be read in conjunction with structural engineers design, drawings and calculations.
All rights reserved. © Copyright 2019. These plans & specifications are the property of P4B Extend Ltd, and shall not be re-printed, reproduced, modified in whole or part without written consent, nor shall any building or structure be constructed in accordance with such plans or specifications thereof without written consent.

DEMOLITION NOTE:
All elements indicated in red dash lines to be demolished and make good surrounding areas ready to receive new construction

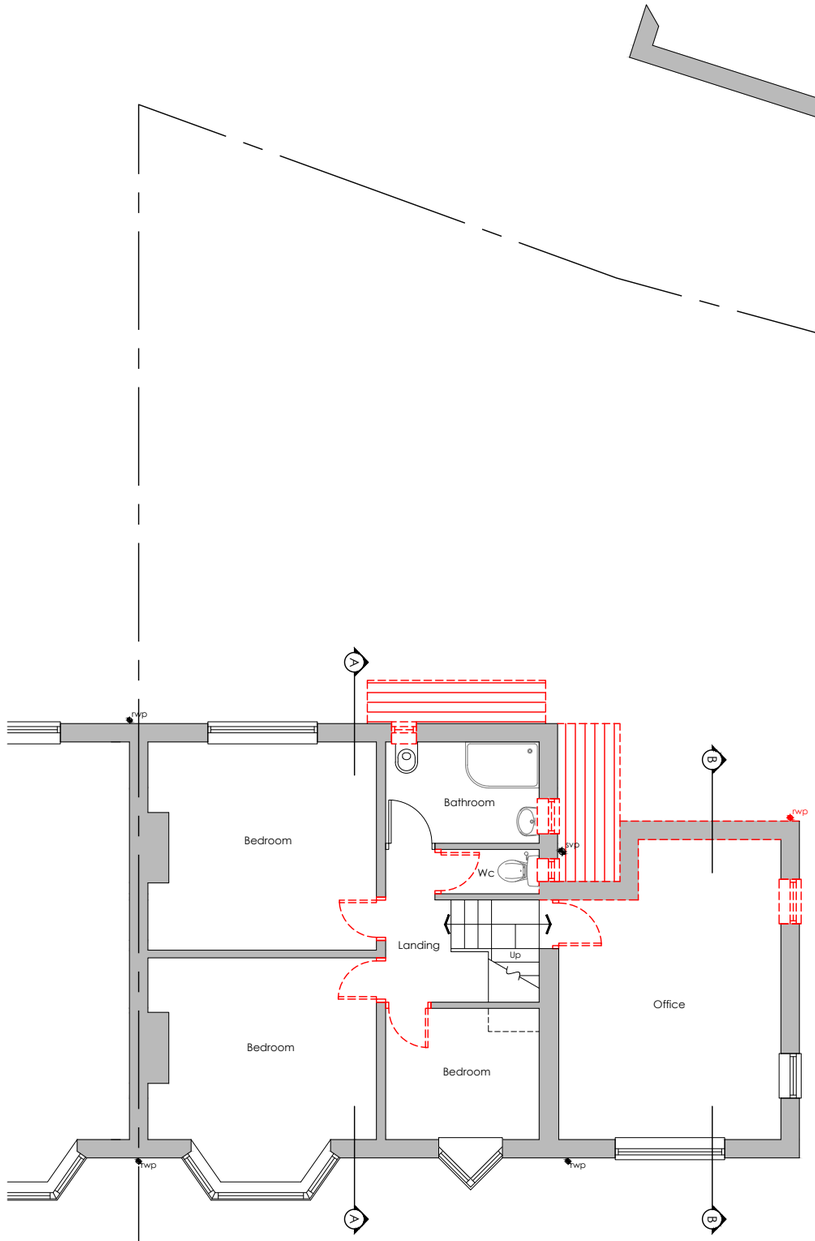

03.
21056

Existing First Floor Plan

0m 1 2 3 4 5m

1:100 @A3

Dwelling Extension & Loft Conversion

27 Woodlands Way Middleton Manchester M24 1WL

EXTEND™

P4B EXTEND
P4B-EXTEND.CO.UK
INFO@**P4B-EXTEND.CO.UK**
0800 652 6561

15 MEMORIAL ROAD
WORSLEY
MANCHESTER
M28 3AQ

All These drawings are for the purpose of achieving local authority planning and building regulations plans approval only and should not be used as a working drawings for building construction. These design drawings must be read in conjunction with structural engineers design, drawings and calculations.
All rights reserved. © Copyright 2019. These plans & specifications are the property of P4B Extend Ltd, and shall not be re-printed, reproduced, modified in whole or part without written consent, nor shall any building or structure be constructed in accordance with such plans or specifications thereof without written consent.

DEMOLITION NOTE:
All elements indicated in red dash lines to be demolished and make good surrounding areas ready to receive new construction

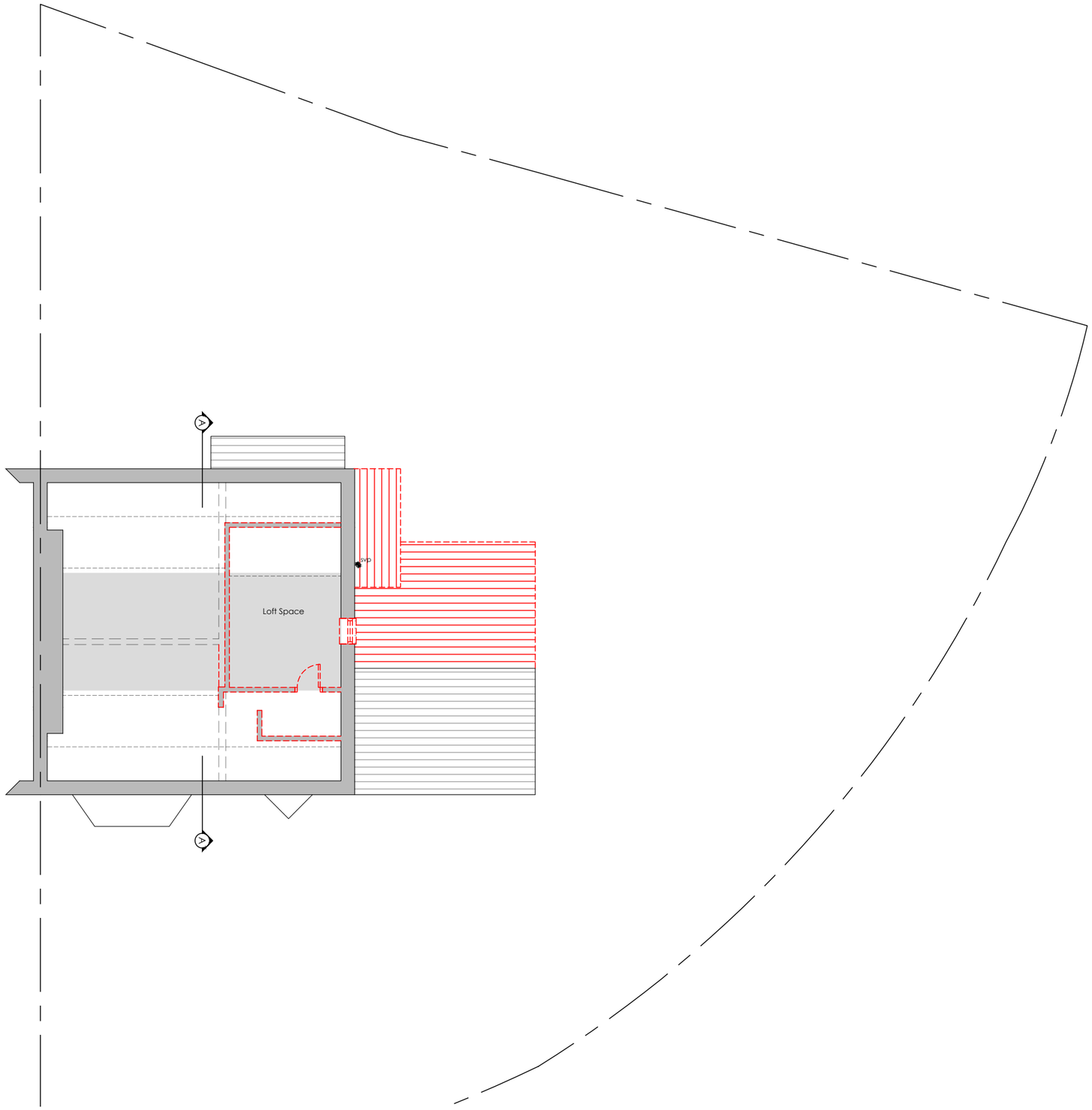

04.
21056

Existing Loft Floor Plan

0m 1 2 3 4 5m

1:100 @A3

Dwelling Extension & Loft Conversion

27 Woodlands Way Middleton Manchester M24 1WL

EXTEND™
P4B EXTEND
P4B-EXTEND.CO.UK
INFO@**P4B-EXTEND.CO.UK**
0800 652 6561
15 MEMORIAL ROAD
WORSLEY
MANCHESTER
M28 3AQ

All These drawings are for the purpose of achieving local authority planning and building regulations plans approval only and should not be used as a working drawings for building construction. These design drawings must be read in conjunction with structural engineers design, drawings and calculations.
All rights reserved. © Copyright 2019. These plans & specifications are the property of P4B Extend Ltd, and shall not be re-printed, reproduced, modified in whole or part without written consent, nor shall any building or structure be constructed in accordance with such plans or specifications thereof without written consent.

NOTE:
All elements indicated in red dash lines to be demolished and make good surrounding areas ready to receive new construction

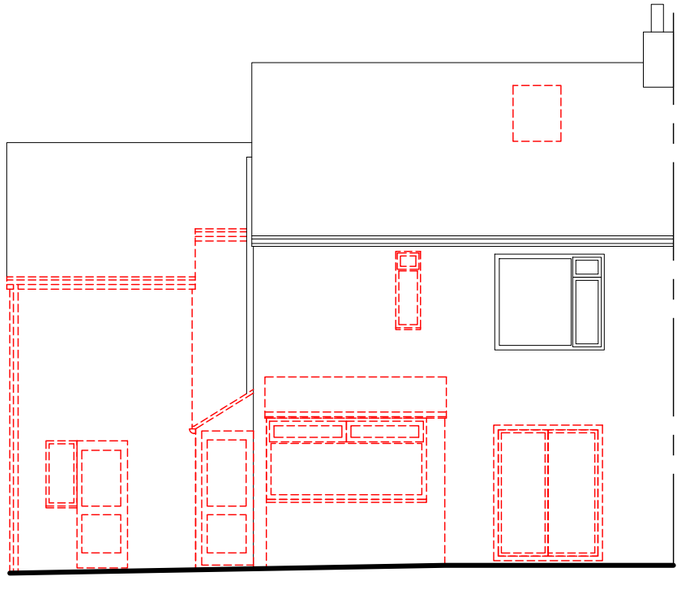

Rear Elevation

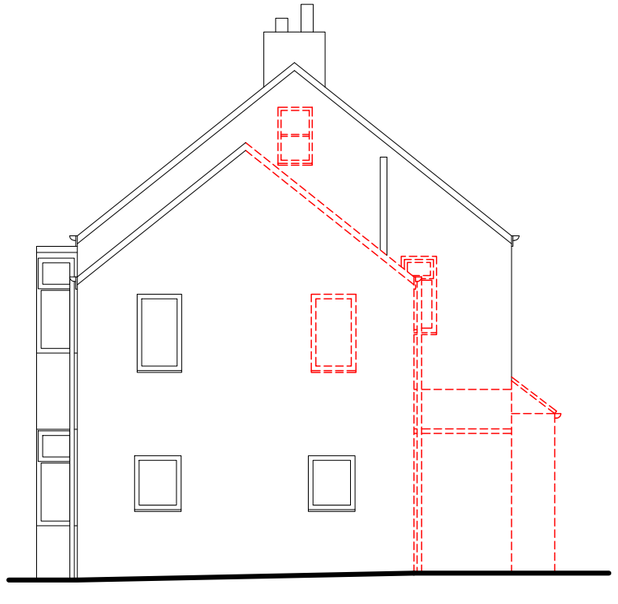

Side Elevation



Front Elevation

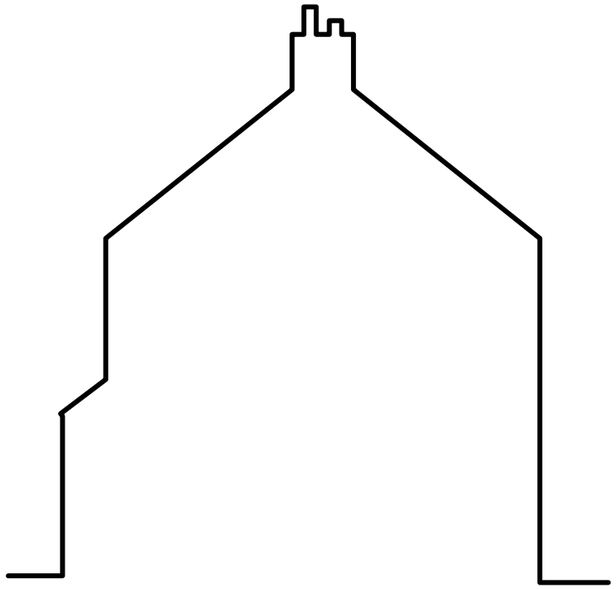

Side Elevation

05.
21056

Existing Elevations

0m 1 2 3 4 5m

1:100 @A3

Dwelling Extension & Loft Conversion

27 Woodlands Way Middleton Manchester M24 1WL

EXTEND™

P4B EXTEND
P4B-EXTEND.CO.UK
INFO@**P4B-EXTEND.CO.UK**
0800 652 6561

15 MEMORIAL ROAD
WORSLEY
MANCHESTER
M28 3AQ

All These drawings are for the purpose of achieving local authority planning and building regulations plans approval only and should not be used as a working drawings for building construction. These design drawings must be read in conjunction with structural engineers design, drawings and calculations.
All rights reserved. © Copyright 2019. These plans & specifications are the property of P4B Extend Ltd, and shall not be re-printed, reproduced, modified in whole or part without written consent, nor shall any building or structure be constructed in accordance with such plans or specifications thereof without written consent.

NOTE:
All elements indicated in red dash lines to be demolished and make good surrounding areas ready to receive new construction

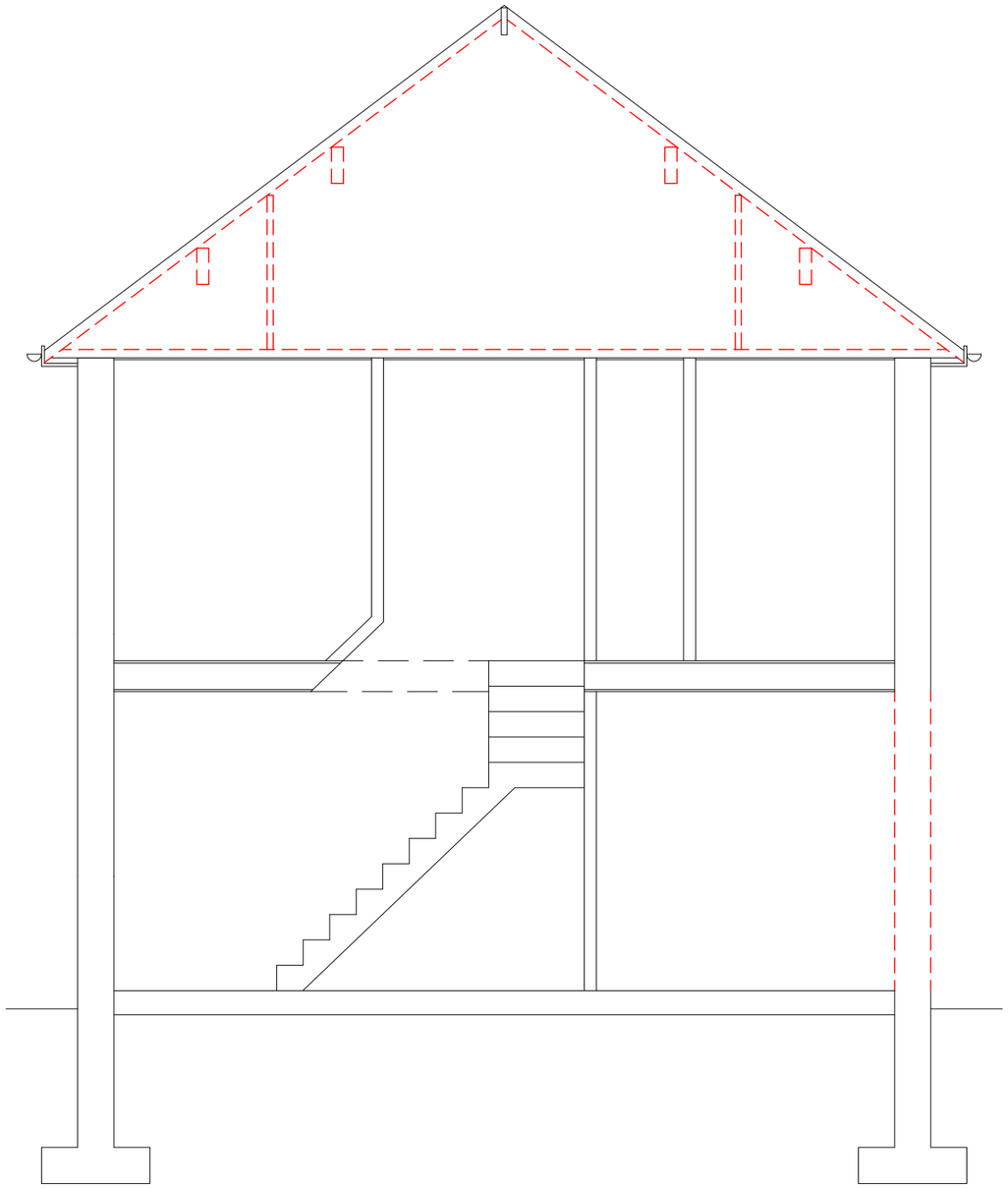

Section A-A

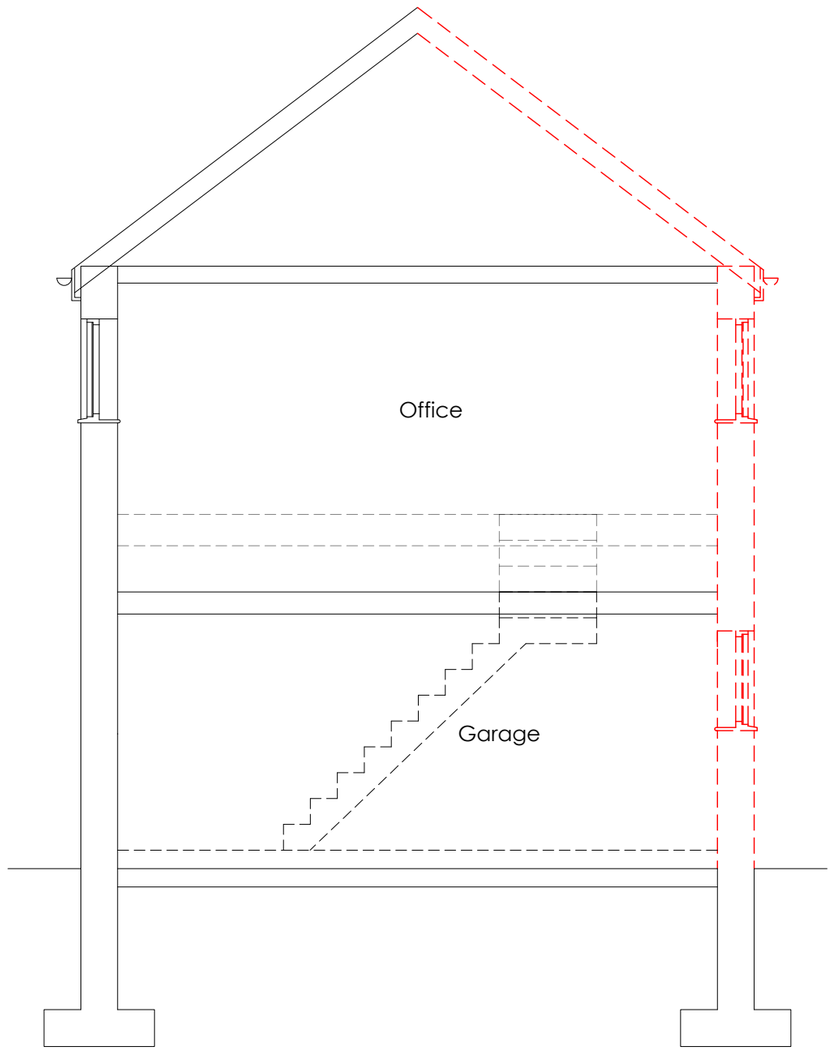

Section B-B

06.
21056

Existing Section

0m 1 2 3m

1:50 @A3

Dwelling Extension & Loft Conversion

27 Woodlands Way Middleton Manchester M24 1WL

EXTEND™
P4B EXTEND
P4B-EXTEND.CO.UK
INFO@**P4B-EXTEND.CO.UK**
0800 652 6561
15 MEMORIAL ROAD
WORSLEY
MANCHESTER
M28 3AQ

All These drawings are for the purpose of achieving local authority planning and building regulations plans approval only and should not be used as a working drawings for building construction. These design drawings must be read in conjunction with structural engineers design, drawings and calculations.
All rights reserved. © Copyright 2019. These plans & specifications are the property of P4B Extend Ltd, and shall not be re-printed, reproduced, modified in whole or part without written consent, nor shall any building or structure be constructed in accordance with such plans or specifications thereof without written consent.

DESIGN DRAWING NOTE:
All elements indicated in RED colour are proposed construction to be read in conjunction with the details and specification to the rear of this document.

Building contractor intrusive site investigation required to determine floor and ceiling joist directions. Assumptions made at design stage due to lack of access.

Provide self contained smoke alarm @ each landing level and in each habitable room. System to BS 5839 Part 6, category LD1

All doors on passageway / stairwell from loft conversion to be changed to 30 minute fire resistant doors as per specification.

Gas and Electric meters to be relocated.

KEY	DESCRIPTION
	MECHANICAL EXTRACT FAN AND SWITCH
S	CEILING MOUNTED SMOKE DETECTOR WITH SOUNDER
H	CEILING MOUNTED HEAT DETECTOR WITH SOUNDER
	CONSUMER UNIT
	ELECTRIC METER BOX / CUPBOARD
	GAS METER BOX / CUPBOARD
W	WATER METER
	INTERNAL DRAINAGE RUN
	EXTERNAL DRAINAGE RUN
	STEEL BEAM ABOVE
svp	SOIL VENT PIPE
rwp	RAIN WATER PIPE
aav ss	STUB STACK WITH AIR ADMITTANCE VALVE
Boiler	BOILER
FD30	30 MINUTE FIRE RESISTING DOOR
FD20	20 MINUTE FIRE RESISTING DOOR
	JOIST DIRECTION
	EXTERNAL CAVITY WALL
	STUD WALL
svp	SVP WITHIN PLASTERBOARD ENCASEMENT

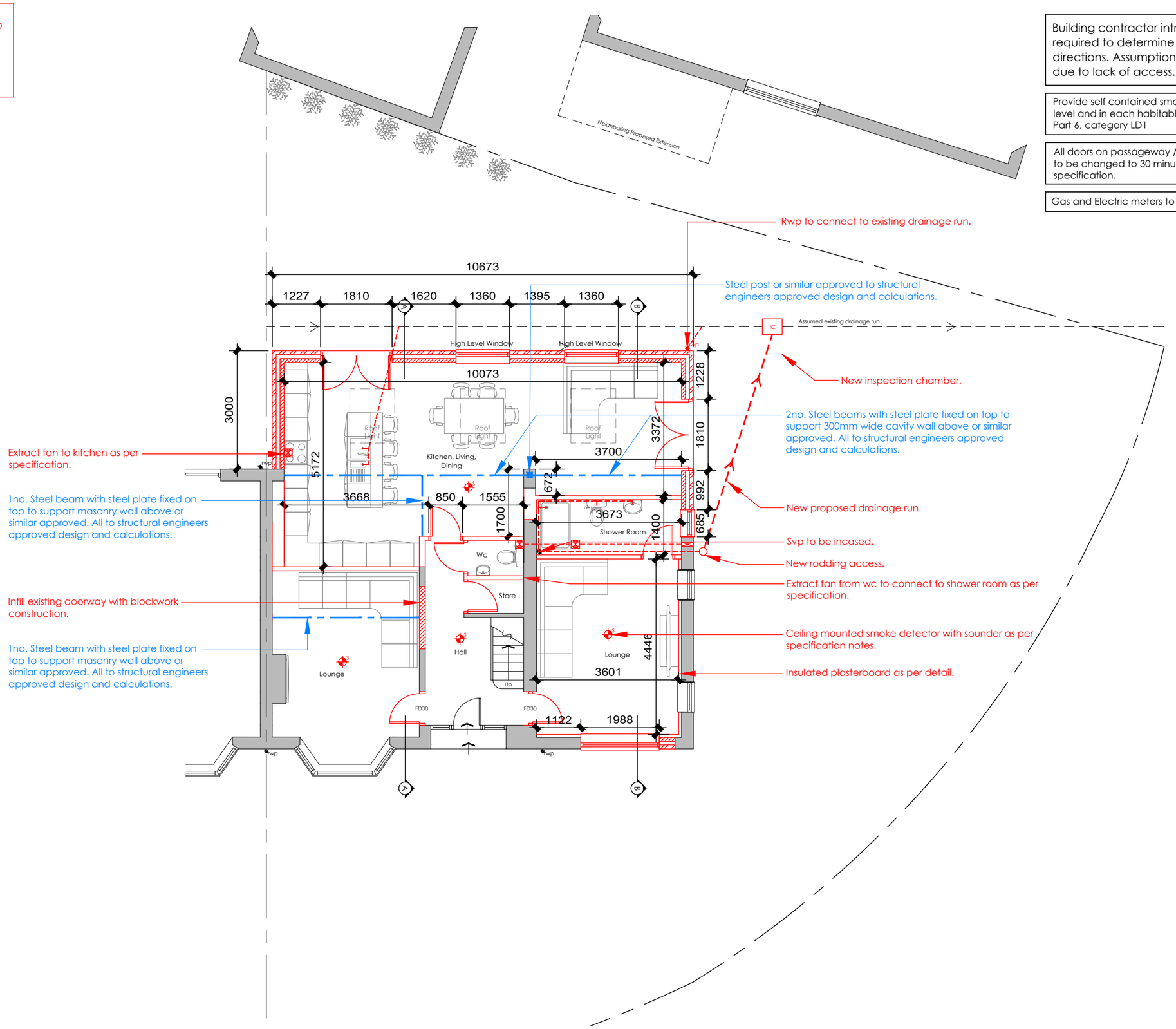

07. | **Proposed Ground Floor Plan**
21056 | 0m 1 2 3 4 5m | 1:100 @A3

Dwelling Extension & Loft Conversion
27 Woodlands Way Middleton Manchester M24 1WL

EXTEND™
P4B EXTEND
P4B-EXTEND.CO.UK
INFO@**P4B-EXTEND.CO.UK**
0800 652 6561
15 MEMORIAL ROAD
WORSLEY
MANCHESTER
M28 3AQ

All These drawings are for the purpose of achieving local authority planning and building regulations plans approval only and should not be used as a working drawings for building construction. These design drawings must be read in conjunction with structural engineers design, drawings and calculations.
All rights reserved. © Copyright 2019. These plans & specifications are the property of P4B Extend Ltd, and shall not be re-printed, reproduced, modified in whole or part without written consent, nor shall any building or structure be constructed in accordance with such plans or specifications thereof without written consent.

DESIGN DRAWING NOTE:
All elements indicated in RED colour are proposed construction to be read in conjunction with the details and specification to the rear of this document.

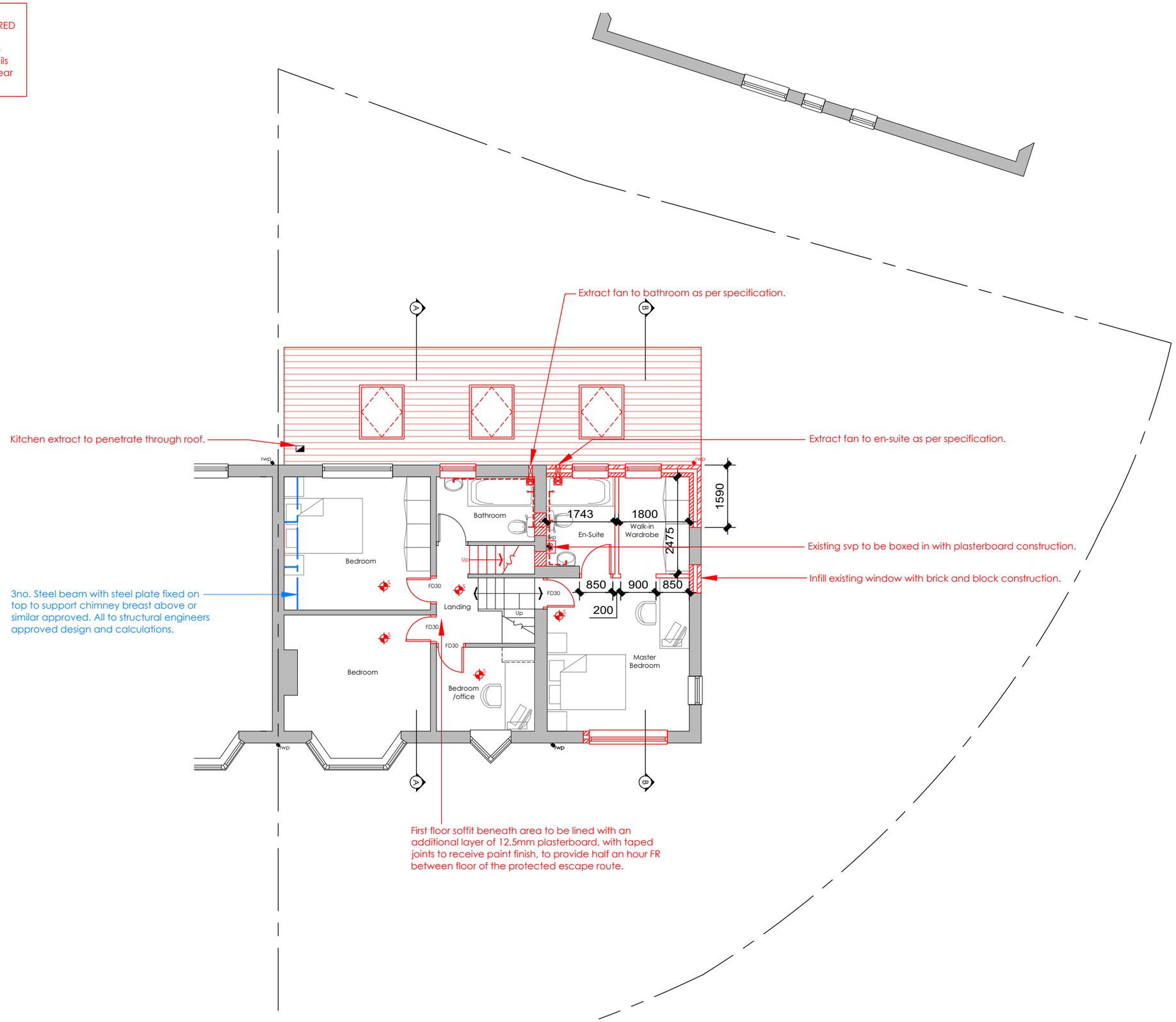

KEY	DESCRIPTION
	MECHANICAL EXTRACT FAN AND SWITCH
S	CEILING MOUNTED SMOKE DETECTOR WITH SOUNDER
H	CEILING MOUNTED HEAT DETECTOR WITH SOUNDER
	CONSUMER UNIT
	ELECTRIC METER BOX / CUPBOARD
	GAS METER BOX / CUPBOARD
W	WATER METER
	INTERNAL DRAINAGE RUN
	EXTERNAL DRAINAGE RUN
	STEEL BEAM ABOVE
svp	SOIL VENT PIPE
rwp	RAIN WATER PIPE
aav ss	STUB STACK WITH AIR ADMITTANCE VALVE
Boiler	BOILER
FD30	30 MINUTE FIRE RESISTING DOOR
FD20	20 MINUTE FIRE RESISTING DOOR
	JOIST DIRECTION
	EXTERNAL CAVITY WALL
	STUD WALL
svp	SVP WITHIN PLASTERBOARD ENCASEMENT

08.
21056

Proposed First Floor Plan

0m 1 2 3 4 5m

1:100 @A3

Dwelling Extension & Loft Conversion

27 Woodlands Way Middleton Manchester M24 1WL

EXTEND™
P4B EXTEND
P4B-EXTEND.CO.UK
INFO@P4B-EXTEND.CO.UK
0800 652 6561
15 MEMORIAL ROAD
WORSLEY
MANCHESTER
M28 3AQ

All These drawings are for the purpose of achieving local authority planning and building regulations plans approval only and should not be used as a working drawings for building construction. These design drawings must be read in conjunction with structural engineers design, drawings and calculations.
All rights reserved. © Copyright 2019. These plans & specifications are the property of P4B Extend Ltd, and shall not be re-printed, reproduced, modified in whole or part without written consent, nor shall any building or structure be constructed in accordance with such plans or specifications thereof without written consent.

DESIGN DRAWING NOTE:
All elements indicated in RED colour are proposed construction to be read in conjunction with the details and specification to the rear of this document.

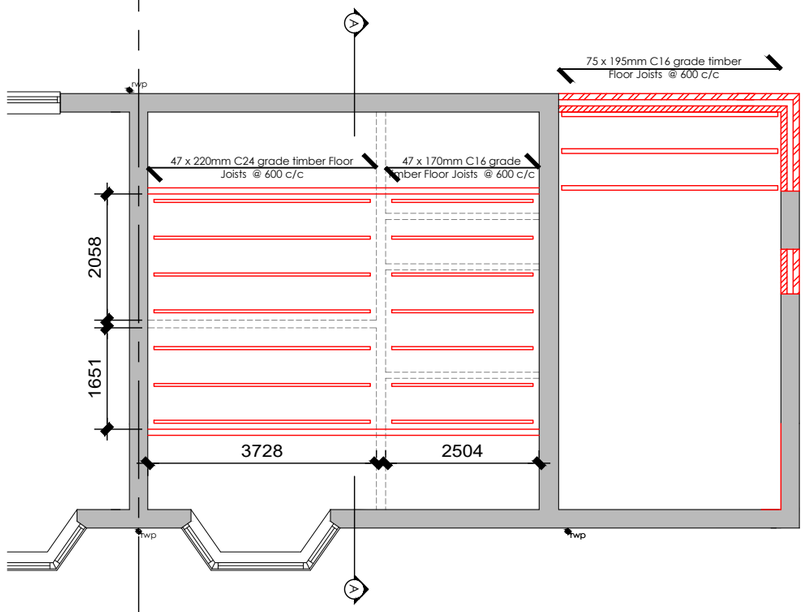

KEY	DESCRIPTION
	MECHANICAL EXTRACT FAN AND SWITCH
S	CEILING MOUNTED SMOKE DETECTOR WITH SOUNDER
H	CEILING MOUNTED HEAT DETECTOR WITH SOUNDER
	CONSUMER UNIT
	ELECTRIC METER BOX / CUPBOARD
	GAS METER BOX / CUPBOARD
W	WATER METER
	INTERNAL DRAINAGE RUN
	EXTERNAL DRAINAGE RUN
	STEEL BEAM ABOVE
svp	SOIL VENT PIPE
rwp	RAIN WATER PIPE
aav ss	STUB STACK WITH AIR ADMITTANCE VALVE
Boiler	BOILER
FD30	30 MINUTE FIRE RESISTING DOOR
FD20	20 MINUTE FIRE RESISTING DOOR
	JOIST DIRECTION
	EXTERNAL CAVITY WALL
	STUD WALL
svp	SVP WITHIN PLASTERBOARD ENCASEMENT

09.
21056

Proposed Joist Plan

0m 1 2 3 4 5m

1:100 @A3

Dwelling Extension & Loft Conversion

27 Woodlands Way Middleton Manchester M24 1WL

EXTEND™
P4B EXTEND
P4B-EXTEND.CO.UK
INFO@P4B-EXTEND.CO.UK
0800 652 6561
15 MEMORIAL ROAD
WORSLEY
MANCHESTER
M28 3AQ

All These drawings are for the purpose of achieving local authority planning and building regulations plans approval only and should not be used as a working drawings for building construction. These design drawings must be read in conjunction with structural engineers design, drawings and calculations.
All rights reserved. © Copyright 2019. These plans & specifications are the property of P4B Extend Ltd, and shall not be re-printed, reproduced, modified in whole or part without written consent, nor shall any building or structure be constructed in accordance with such plans or specifications thereof without written consent.

DESIGN DRAWING NOTE:
All elements indicated in RED colour are proposed construction to be read in conjunction with the details and specification to the rear of this document.

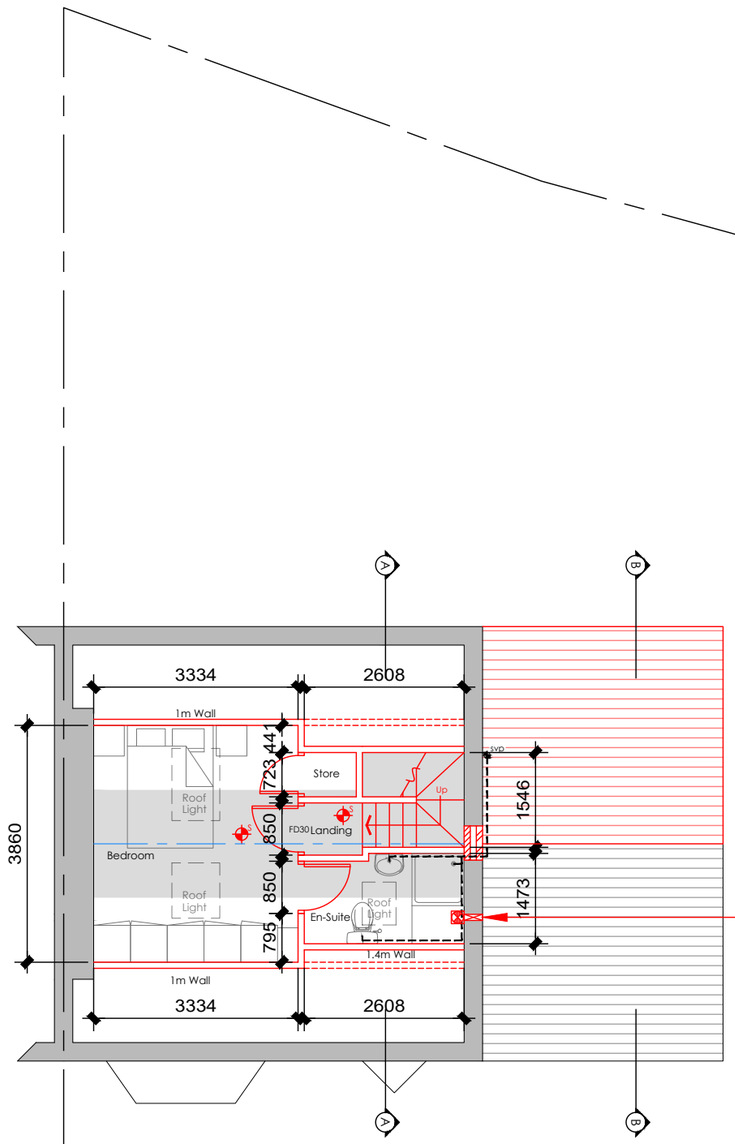

Grey area indicates full head height space (1.8m)

Extract fan to en-suite as per specification.

KEY	DESCRIPTION
	MECHANICAL EXTRACT FAN AND SWITCH
S	CEILING MOUNTED SMOKE DETECTOR WITH SOUNDER
H	CEILING MOUNTED HEAT DETECTOR WITH SOUNDER
	CONSUMER UNIT
	ELECTRIC METER BOX / CUPBOARD
	GAS METER BOX / CUPBOARD
W	WATER METER
	INTERNAL DRAINAGE RUN
	EXTERNAL DRAINAGE RUN
	STEEL BEAM ABOVE
svp	SOIL VENT PIPE
rwp	RAIN WATER PIPE
aav ss	STUB STACK WITH AIR ADMITTANCE VALVE
Boiler	BOILER
FD30	30 MINUTE FIRE RESISTING DOOR
FD20	20 MINUTE FIRE RESISTING DOOR
	JOIST DIRECTION
	EXTERNAL CAVITY WALL
	STUD WALL
svp	SVP WITHIN PLASTERBOARD ENCASEMENT

10.
21056

Proposed Loft Floor Plan

0m 1 2 3 4 5m

1:100 @A3

Dwelling Extension & Loft Conversion

27 Woodlands Way Middleton Manchester M24 1WL

EXTEND™
P4B EXTEND
P4B-EXTEND.CO.UK
INFO@P4B-EXTEND.CO.UK
0800 652 6561
15 MEMORIAL ROAD
WORSLEY
MANCHESTER
M28 3AQ

All These drawings are for the purpose of achieving local authority planning and building regulations plans approval only and should not be used as a working drawings for building construction. These design drawings must be read in conjunction with structural engineers design, drawings and calculations.
All rights reserved. © Copyright 2019. These plans & specifications are the property of P4B Extend Ltd, and shall not be re-printed, reproduced, modified in whole or part without written consent, nor shall any building or structure be constructed in accordance with such plans or specifications thereof without written consent.

DESIGN DRAWING NOTE:
All elements indicated in RED colour are proposed construction to be read in conjunction with the details and specification to the rear of this document.

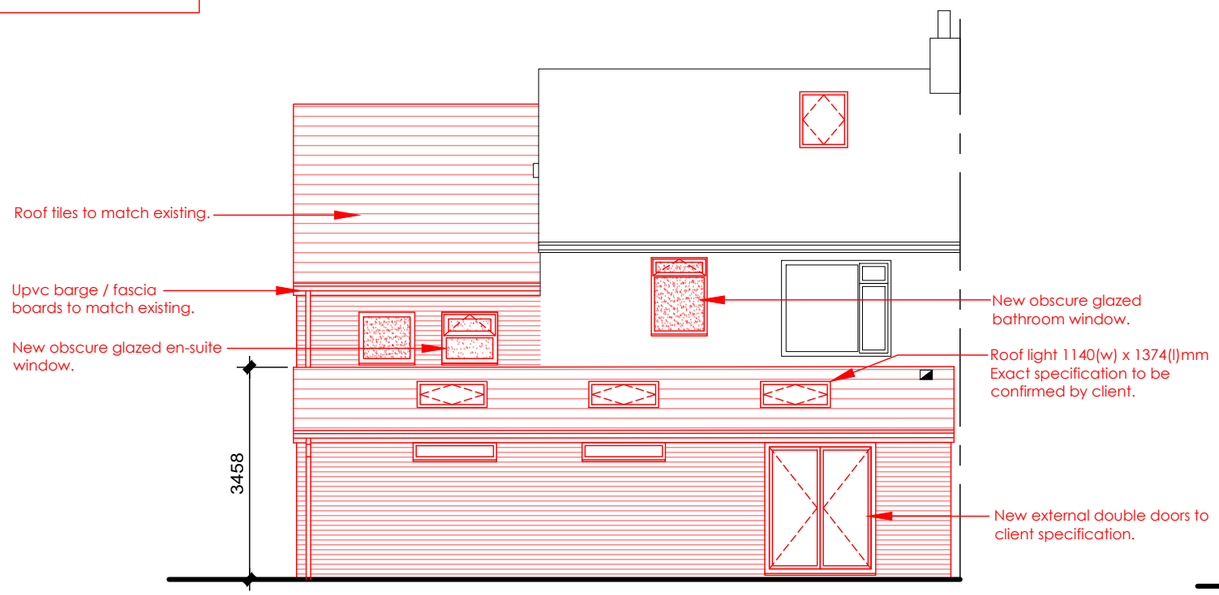

Rear Elevation

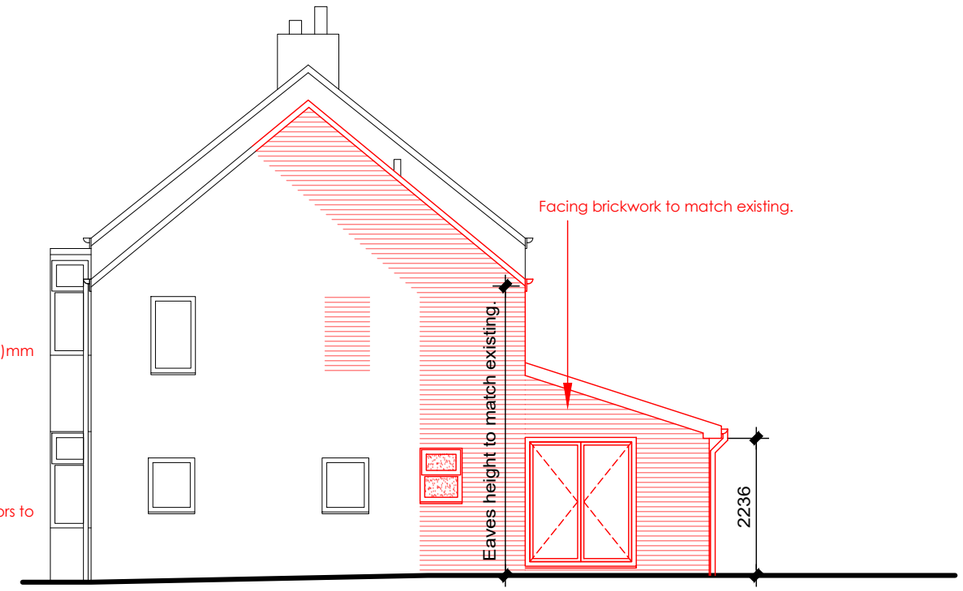

Side Elevation



Front Elevation

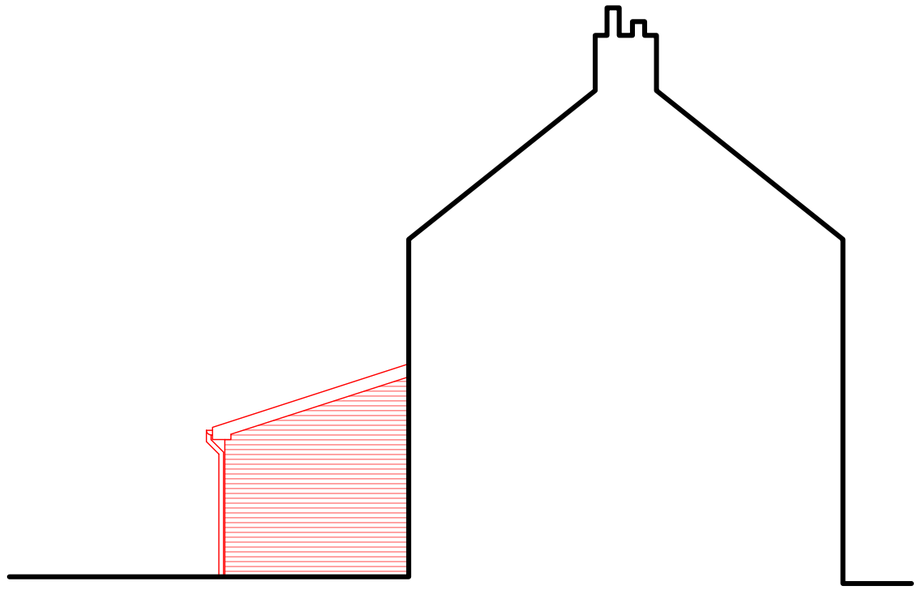

Side Elevation

11.
21056

Proposed Elevations

0m 1 2 3 4 5m

1:100 @A3

Dwelling Extension & Loft Conversion

27 Woodlands Way Middleton Manchester M24 1WL

EXTEND™
P4B EXTEND
P4B-EXTEND.CO.UK
INFO@P4B-EXTEND.CO.UK
0800 652 6561
15 MEMORIAL ROAD
WORSLEY
MANCHESTER
M28 3AQ

All These drawings are for the purpose of achieving local authority planning and building regulations plans approval only and should not be used as a working drawings for building construction. These design drawings must be read in conjunction with structural engineers design, drawings and calculations.
All rights reserved. © Copyright 2019. These plans & specifications are the property of P4B Extend Ltd, and shall not be re-printed, reproduced, modified in whole or part without written consent, nor shall any building or structure be constructed in accordance with such plans or specifications thereof without written consent.

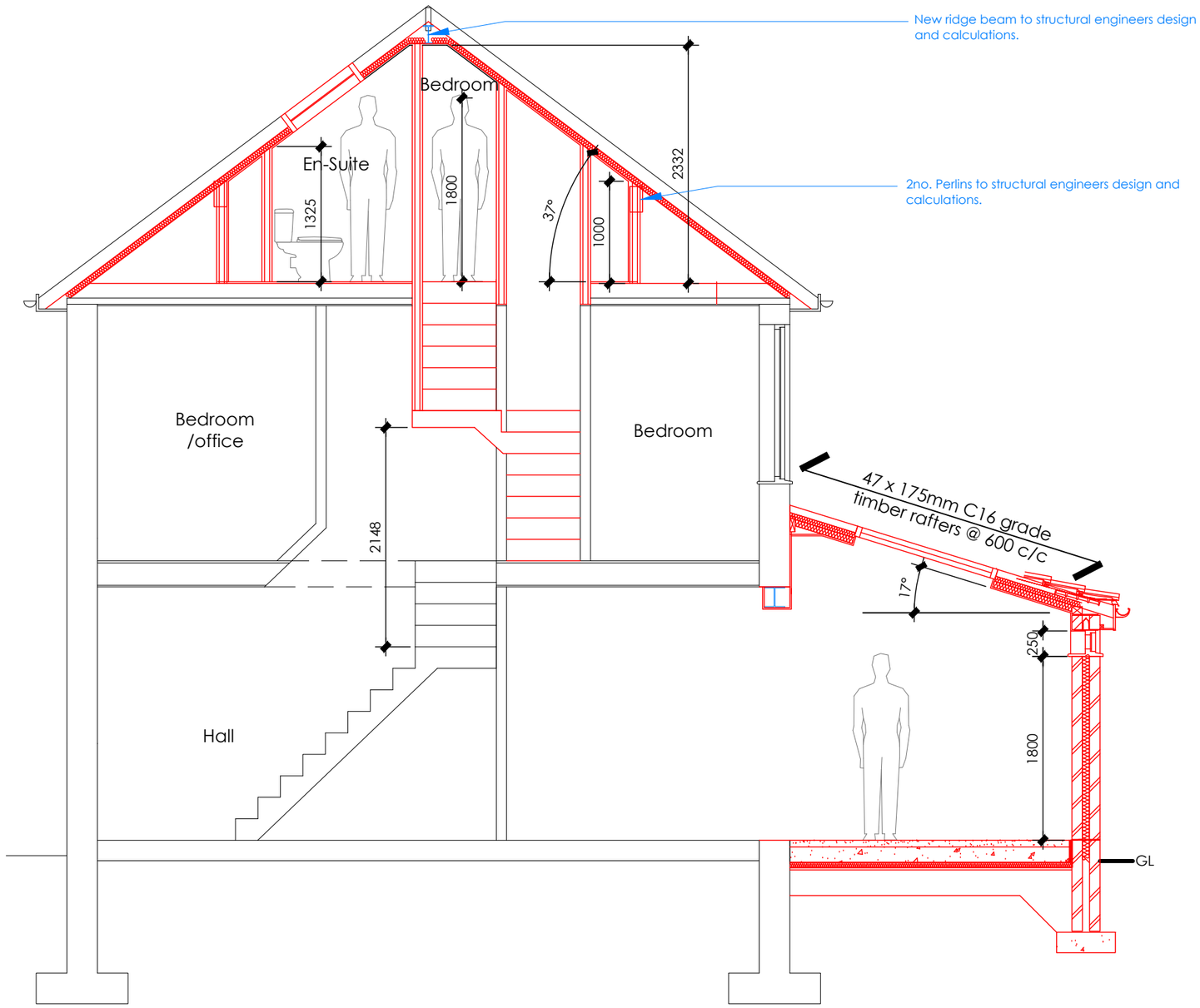

12.
21056

Proposed Section A-A

0m 1 2 3m

1:50 @A3

Dwelling Extension & Loft Conversion

27 Woodlands Way Middleton Manchester M24 1WL

EXTEND™
P4B EXTEND
P4B-EXTEND.CO.UK
INFO@P4B-EXTEND.CO.UK
0800 652 6561
15 MEMORIAL ROAD
WORSLEY
MANCHESTER
M28 3AQ

All These drawings are for the purpose of achieving local authority planning and building regulations plans approval only and should not be used as a working drawings for building construction. These design drawings must be read in conjunction with structural engineers design, drawings and calculations.
All rights reserved. © Copyright 2019. These plans & specifications are the property of P4B Extend Ltd, and shall not be re-printed, reproduced, modified in whole or part without written consent, nor shall any building or structure be constructed in accordance with such plans or specifications thereof without written consent.

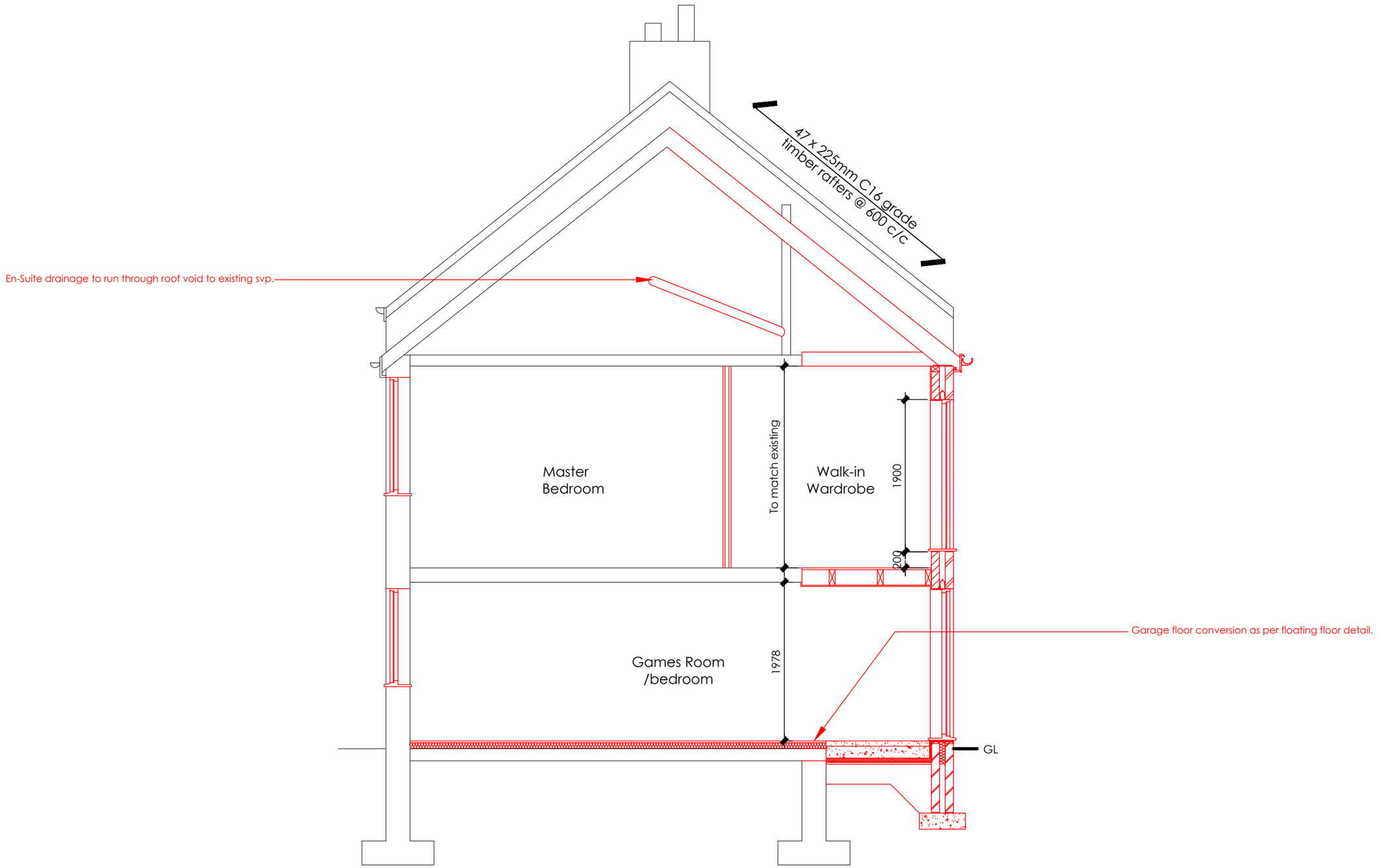

13.
21056

Proposed Section B-B

0m 1 2 3m

1:50 @A3

Dwelling Extension & Loft Conversion

27 Woodlands Way Middleton Manchester M24 1WL

EXTEND™
P4B EXTEND
P4B-EXTEND.CO.UK
INFO@**P4B-EXTEND.CO.UK**
0800 652 6561
15 MEMORIAL ROAD
WORSLEY
MANCHESTER
M28 3AQ