GENERAL NOTES

1. All dimensions are in millimetres unless otherwise noted.
2. This drawing is not to be copied or disclosed by or forwarded on to any unauthorised persons without prior written consent of
3. Do not scale from this drawing and is only to be used for Local Authority Approval purposes only.

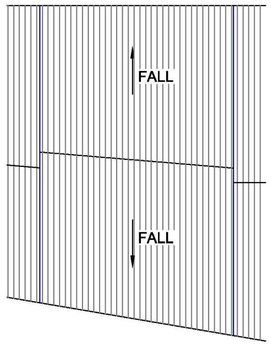

Existing Roof Plan (1:100)

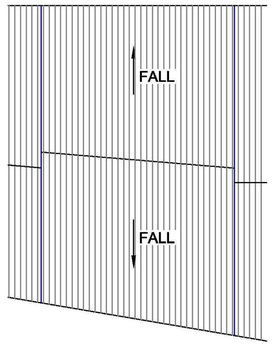

Proposed Roof Plan (1:100)
(No change)

New steel staircase/access deck-300mm max goings, 200mm max rise, 1000mm wide. 1100mm high handrail, spaces between uprights and horizontal threshold should not allow a 100mm dia. sphere to pass through.
Min. 6mm thick non-slip durbar chequer plate. full details to be supplied by Specialist installer to comply with Part M & K of the Building Regulations

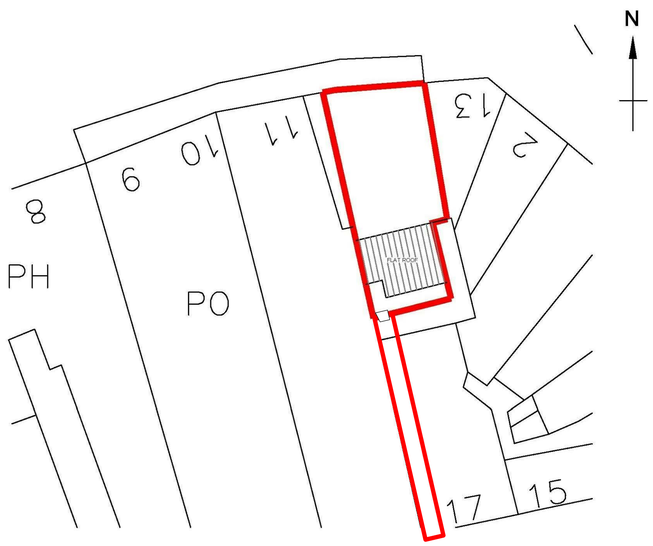

Proposed Site Plan (1:200)

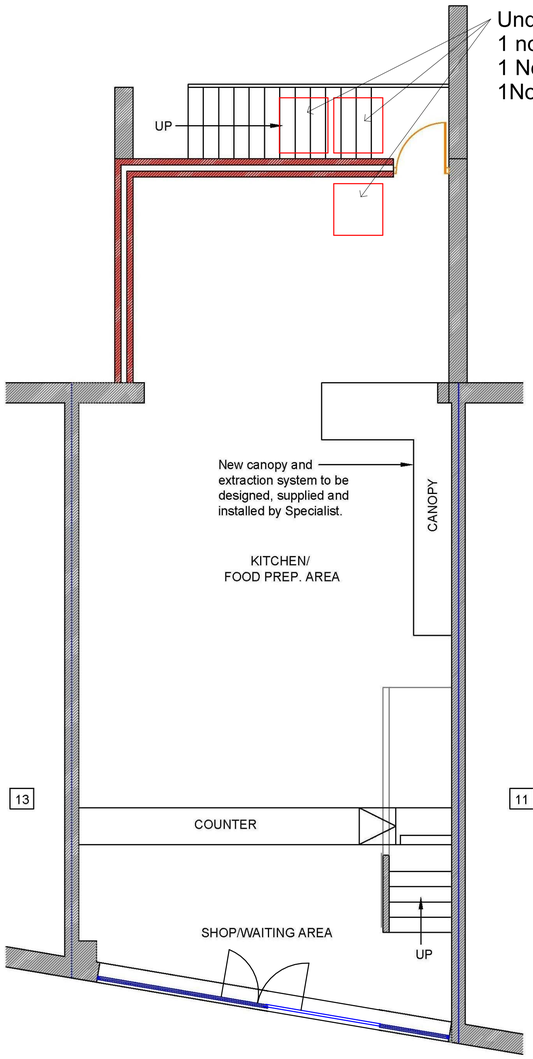

Proposed Ground Floor Plan (1:50)

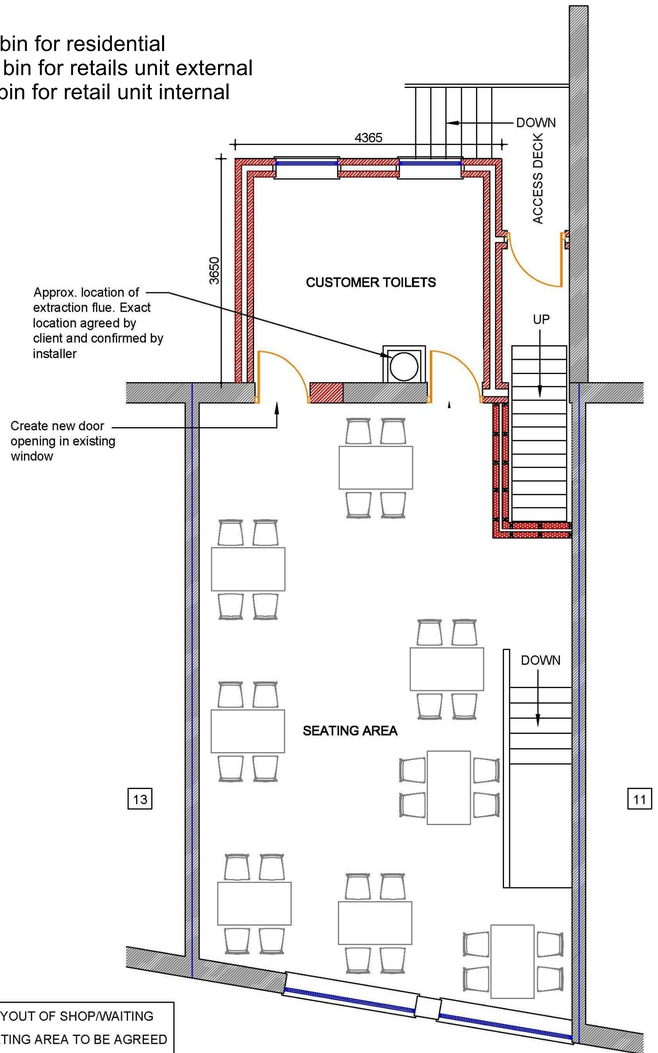

FINAL LAYOUT OF SHOP/WAITING AND SEATING AREA TO BE AGREED WITH CLIENT/LOCAL AUTHORITY.

Proposed 1st Floor Plan (1:50)

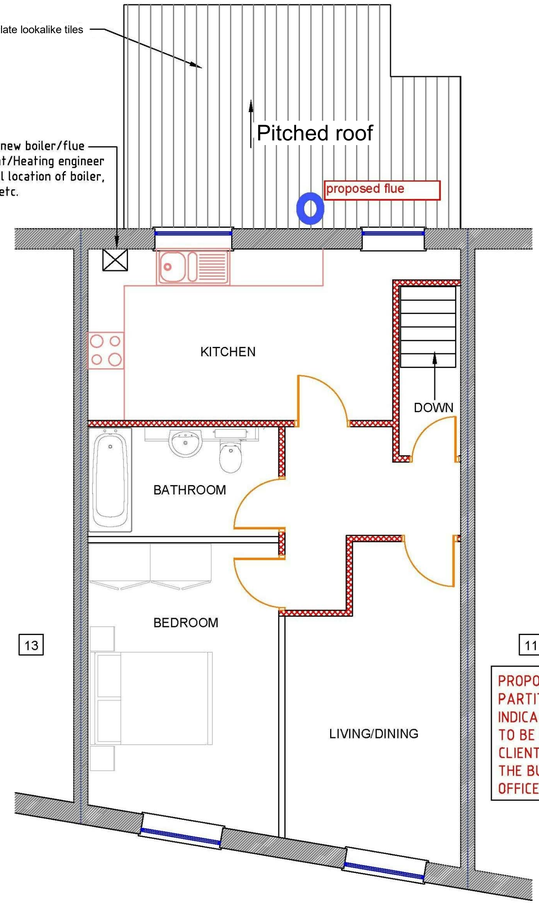

Proposed 2nd Floor Plan (1:50)

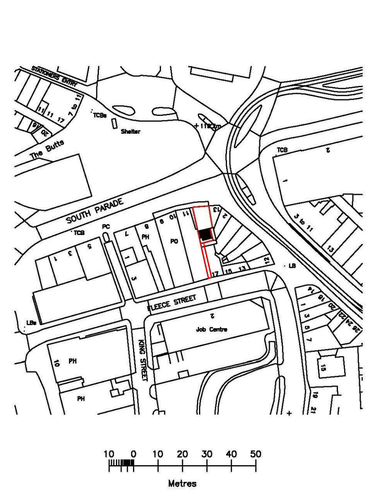

Location Plan (1:1250)

THIS DRAWING IS NOT TO BE USED FOR CONSTRUCTION PURPOSES UNTIL WRITTEN APPROVAL IS OBTAINED FROM THE LOCAL AUTHORITY.

PROPOSED INTERNAL STUD PARTITIONS ARE SHOWN INDICATIVE, STUD POSITIONS TO BE CONFIRMED WITH CLIENT AND APPROVED BY THE BUILDING CONTROL OFFICER.

SCALE AS SHOWN AT A1

Client: Mr. Bakhtyar Hama

Job: 12 South Parade, Rochdale. OL16 1LR.

Drg: Proposed plans including location and site plan.

Drawn	Date	Scale
S.King	July 2020	As Shown

Job No.	Drg No.
D20.03.12	P02 B

1 **Level Ground Floor**
1 : 50