Proposed Elevations - Sheet 2

scale: 1:125@A1

Copyright of this drawing is vested in the Architect and it must not be copied or reproduced without consent. Figured dimensions only are to be taken from this drawing. All contractors must visit the site and be responsible for taking and checking all dimensions relative to their work. HUAM Ltd are to be advised of any variation betweeen drawings and site conditions.
DO NOT SCALE OFF THIS DRAWING.....IF IN DOUBT ASK

Rev.	Drawn	Comments	Date

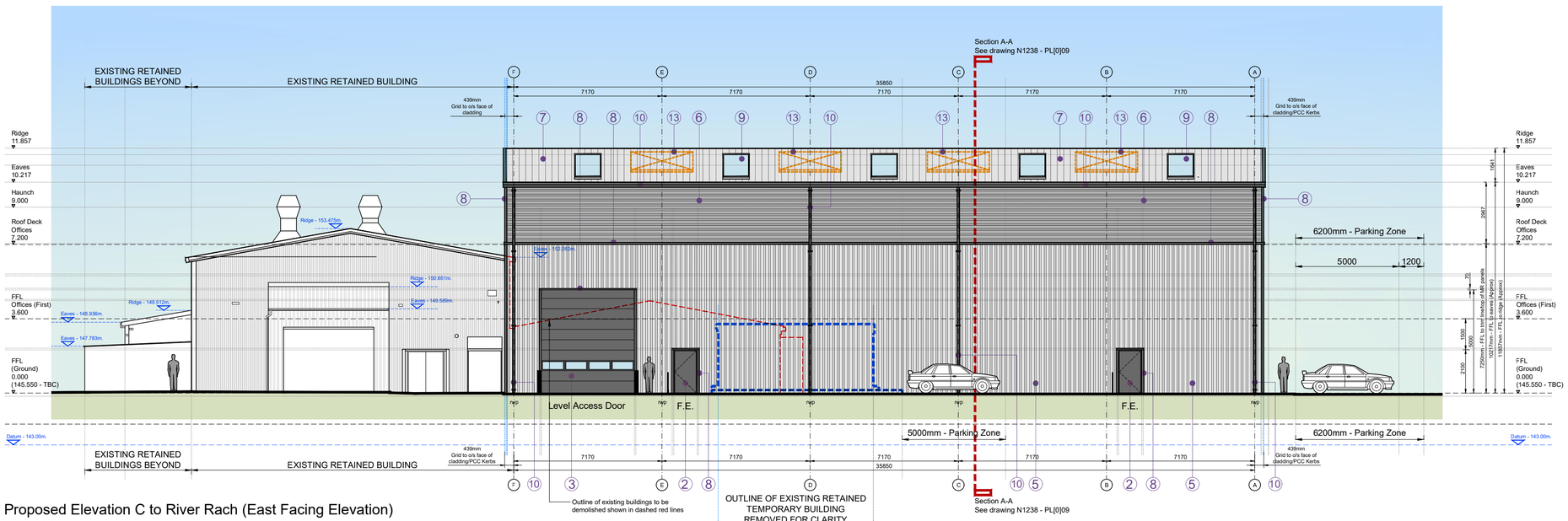

Proposed Elevation C to River Rach (East Facing Elevation)
1:125@A1

Scale Bar 0m 1m 2m 3m 4m 5m 6m

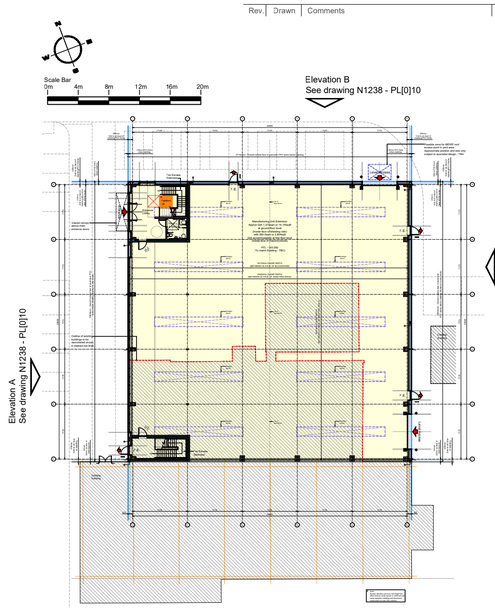

Elevation key plan

scale: 1:400@A1

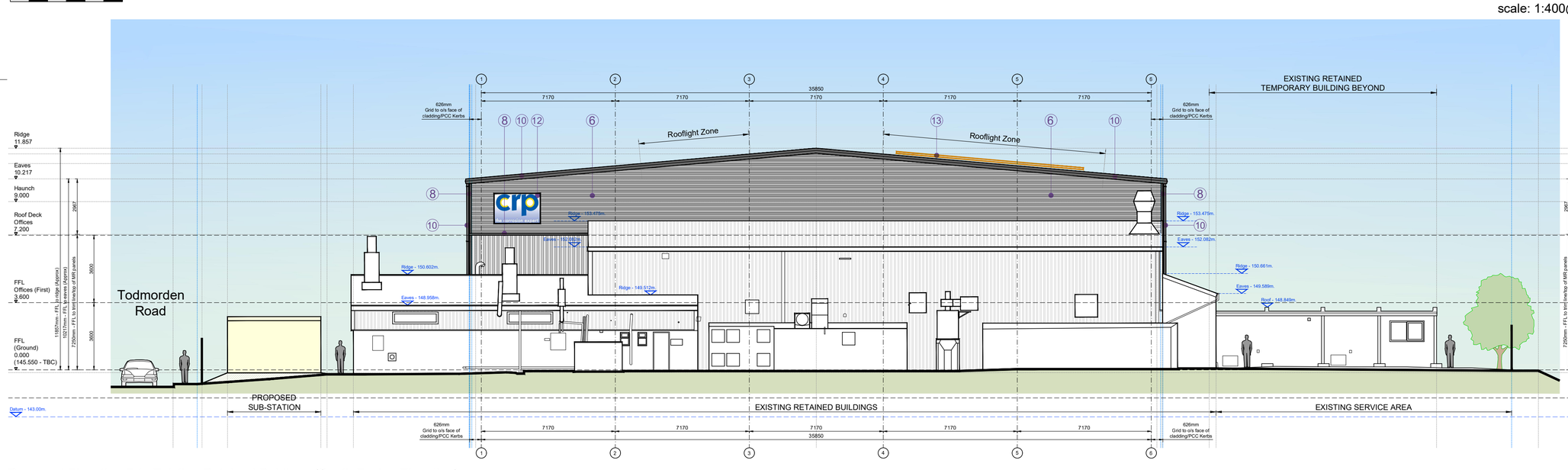

Proposed Elevation E to Existing Retained Buidings (South Facing Elevation)
1:125@A1

Scale Bar 0m 1m 2m 3m 4m 5m 6m

Model Images

Key to external materials
(Manufacturing Unit Extension)

1. Polyester powder coated, double glazed aluminium thermally broken curtain wall window units, entrance doors and punched windows/ribbon glazing with top hung outward opening lights and lookalike glazed obscure panels to screen internal structure/bulkheads. Full height pull bars to entrance doors (Inside and out)
   Screen/window Colours:-
   Frames
   Externally - Dark Grey
   Internally - White
   Ironmongery - Stainless Steel

   Curtain wall screen and windows to have 6.4mm laminated glass externally and 6mm toughened glass internally.
2. Insulated colour coated steel faced service/fire exit doors with internal emergency exit door gear.
   Colour - Dark Grey
   (Internally and Externally)

   Externally adjacent hinge side of door install 1100mm high x approx 500mm wide galvanised steel guard rails with cane rail at low level to prevent pedestrians walking into open door leaf.
3. 4500mm wide x 5000mm high (clear dimensions) Plastisol coated insulated segmental electrically operated vertical lift level access goods entry doors with vision panels.
   Colour:- Dark Grey

   Either side of level access doors install approx 1100mm high x 200mm diameter painted glavanised steel protection bollards to protect cladding/brickwork at door jambs
   Colour :-
   Black and yellow stripes for visibility
4. Horizontally laid micro-rib composite wall cladding panels to office accommodation zone to specialist details.
   Colours:-
   External colour - Silver
   Internal colour - White
5. Vertically laid profiled composite wall cladding panels to specialist details.
   Colours:-
   External colour - Light Grey
   Internal colour - White
6. Horizontally laid profiled composite wall cladding panels to specialist details.
   Colours:-
   External colour - Mid Grey
   Internal colour - White
7. Profiled insulated composite roof cladding panels to specialist details.
   Colours:-
   External colour - Light Grey
   Internal colour - White
8. Colour coated metal flashings/trims and flashings between profiled composite and micro-rib cladding at base of all cladding and around all door and window openings to specialist details.
   Colour - Dark Grey
   (See elevations for locations)
9. Roof cladding to incorporate insulated rooflights to be factory assembled non fragile (Class 0) translucent triple skin GRP interlay type. Rooflights to be provided in a regular pattern to approx 10% of the nett floor area. Rooflights to comply with the requirements of BS476 and be to SAA Class 0 non combustable standard - all to specialist details
10. Colour coated metal face fixed profiled eaves gutter, rainwater downpipes and roof verge trims/flashings
    Colour - Dark Grey
11. Glass canopy with stainless steel fittings above entrance doors/glazing as per specialist details.
12. Illuminated signage zones - final layout to be advised by end user.
13. Possible zone of Photovoltaic panels to southern side of ridge - final position, size and extent of panels to be advised by Specialist Designer if required.

    Note:- All materials shown on this drawing are subject to Local Authority approval prior to construction.

PLANNING

hulmeupright architects
Queens Gardens Business Centre
31a Ironmarket
Newcastle under Lyme
Staffordshire
ST5 1RP

Tel: 01782 621949
Email: stoke@hu-arch.co.uk
www.hulmeupright.co.uk

Client
CRP Limited

Project
Proposed re-development of existing site, Todmorden Road, Littleborough, OL15 9EG

Title
Proposed Elevations - Sheet 2
Manufacturing Unit Extension

Status
PLANNING

Date AUG 2024

Drawn NJH

Scale @A1 1:125

Checked DV

Project No Drawing No.
N1238 - PL[0]11

Rev

File Ref: M1.