Movement joints to external walls and positions to be in accordance with Structural Engineer's details

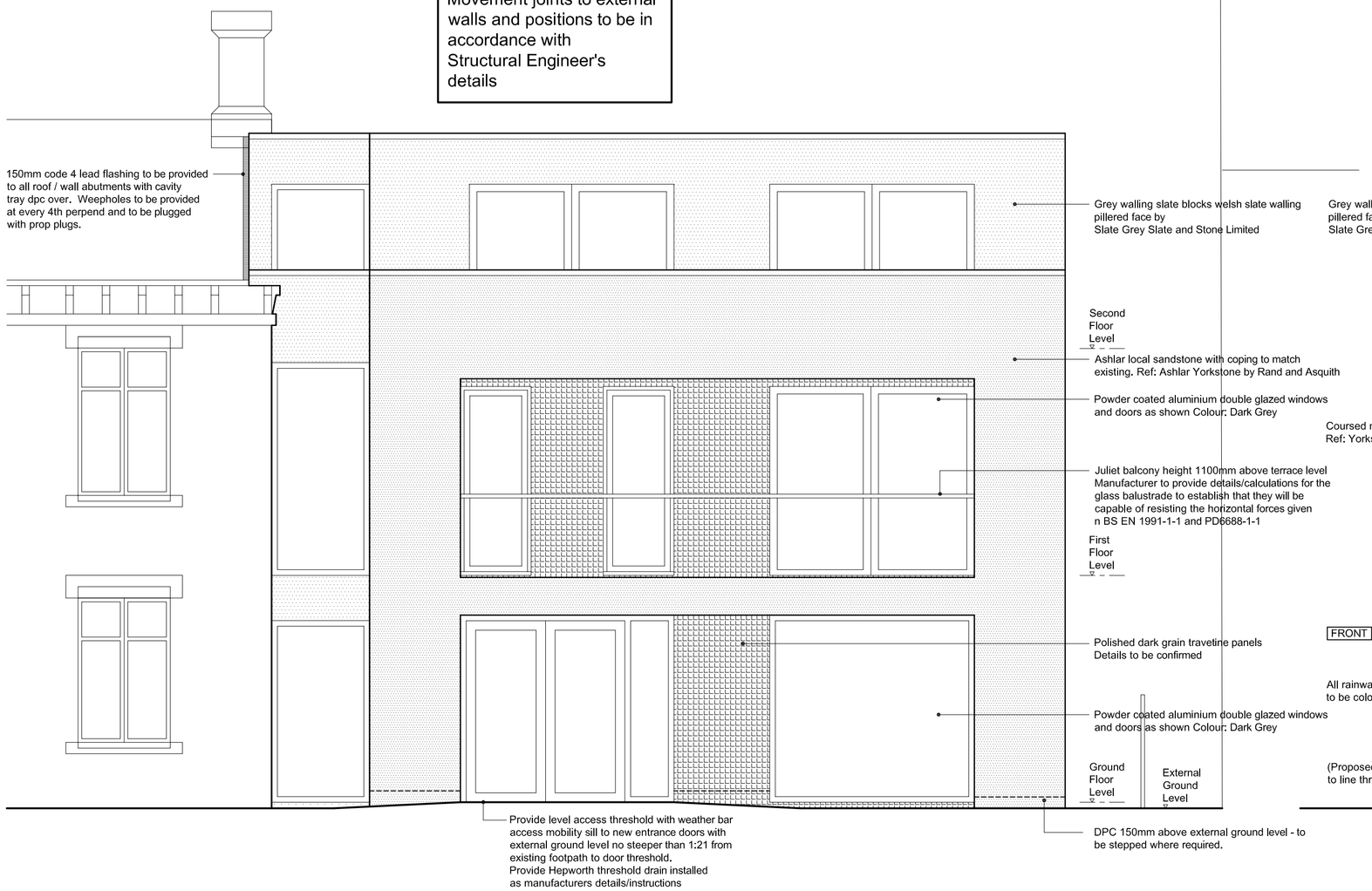

Proposed Front Elevation

Notwithstanding any description of materials in the application, or on the approved drawings, no above ground construction works shall take place until samples and / or full specification of materials to be used externally on the building, including stonework windows, doors, rainwater goods, soil and vent pipes and extraction units have been submitted to and approved in writing by the Local Planning Authority. S uch details shall include the type, colour and texture of the materials. The development shall be carried out in accordance with the approved details.

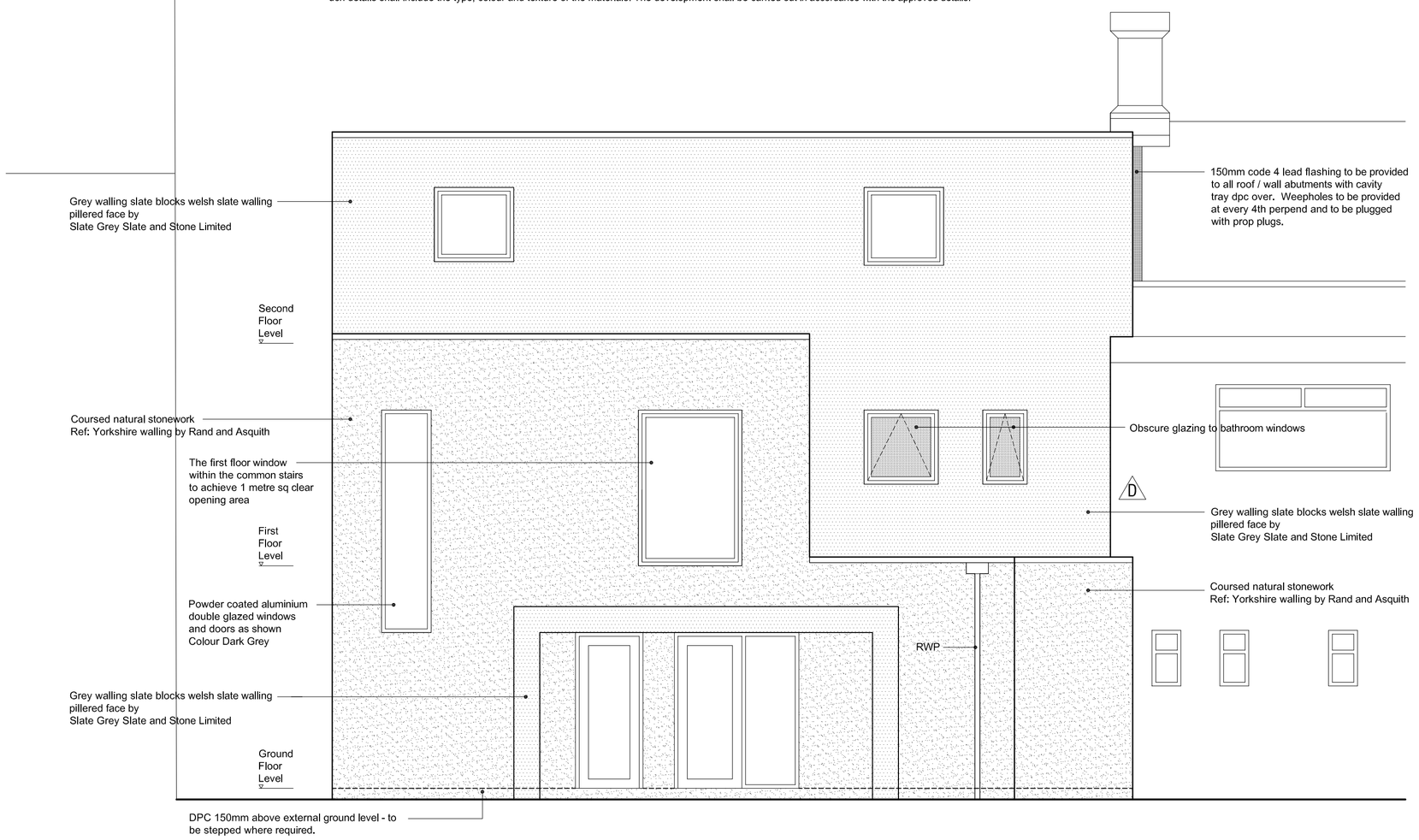

Proposed Rear Elevation

Proposed Gable Elevation

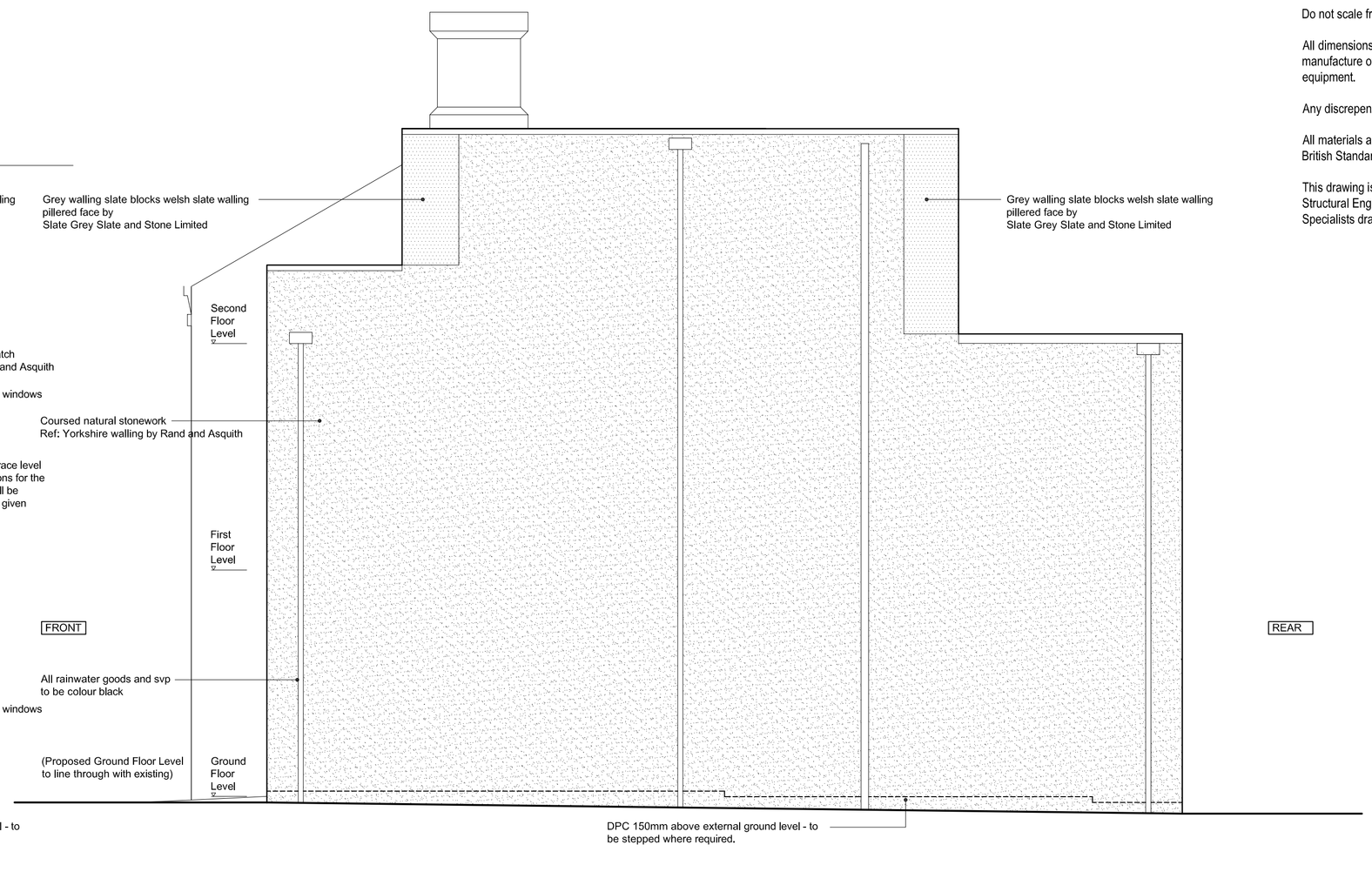

NOTES

This drawing is the property of Equilibrium Architects and copyright is reserved by them. This drawing is not to be copied or disclosed by or to any unauthorised persons without the prior written consent of Equilibrium Architects.

Do not scale from this drawing.

All dimensions are to be checked on site prior to construction, manufacture of any components and ordering of materials and equipment.

Any discrepencies are to be reported to the architect for clarification.

All materials and workmanship to be in accordance with the current British Standards and codes of practice.

This drawing is to be read in conjunction with all relevant Architectural, Structural Engineers, Mechanical Engineers, Electrical Engineers and Specialists drawings and specifications.

REV	DESCRIPTION	CHECK	DATE
F	Drawing updated for planning		May 2019
E	Window size reduced - En-suite, first floor, rear elevation		02.05.19
D	Movement joint note added. Airbricks removed		01.03.19
C	Building Regulation amendments include:- Note added - first floor window within the common stairs to achieve 1m sq. clear opening area		13.02.19
B	Building Regulation Issue		14.12.18
A	DRAWING UPDATED		30.11.2018

CLIENT

Mario La Manna

PROJECT

Proposed Extension for Cafe & Apartments at 43 Lake Bank, Hollingworth Lake, Littleborough

DRAWING

Proposed Elevations

SCALE	DATE	DRAWN	CHECKED
1:50 A1	November 18'	MH	

DRAWING NO.	CAD REFERENCE NO.	REVISION
C-0388-07		F

equilibrium ARCHITECTS

435-437 Walmersley Road Bury Lancashire BL9 5EU T : 0161 797 2077 F : 0161 797 2088
info@equilibriumarchitects.co.uk www.equilibriumarchitects.co.uk