DO NOT SCALE FROM THIS DRAWING. USE GIVEN DIMENSIONS ONLY.
ALL DIMENSIONS ARE TO BE CHECKED ON SITE BY THE CONTRACTOR.
ANY DIMENSIONAL DISCREPANCIES TO BE REPORTED BACK TO HEALEY CONSULTING PRIOR TO PROCEEDING WITH CONSTRUCTION

*ALL NEW STONE FACINGS TO MATCH EXTG

*ALL NEW SLATE TO MATCH EXTG NATURAL BLUE SLATE

*ALL NEW WINDOWS TO MATCH EXTG

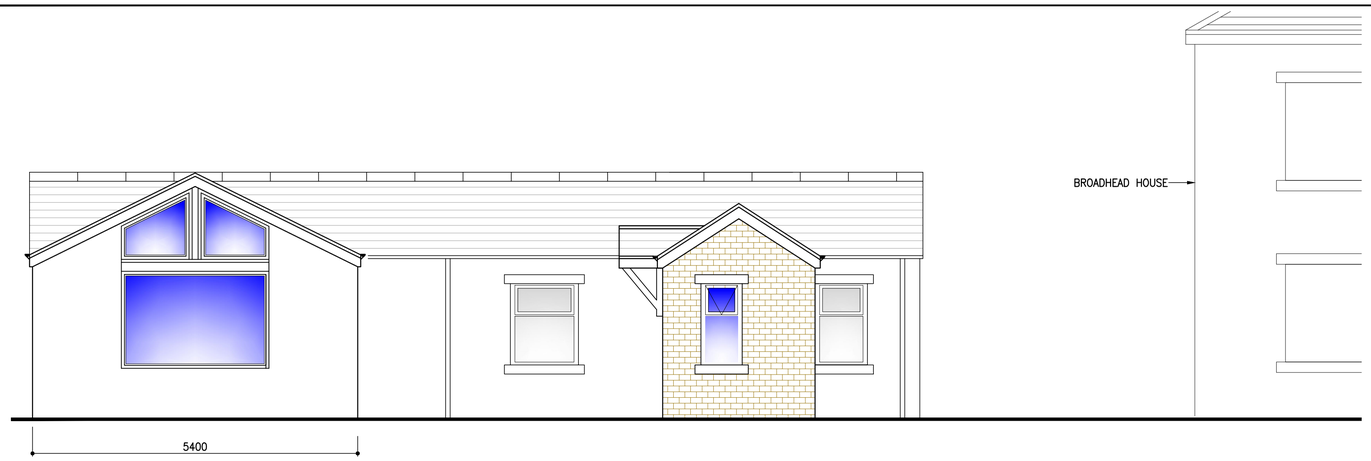

PROPOSED WEST FACING ELEVATION
Scale 1:50 @ A1



PROPOSED EAST FACING ELEVATION
Scale 1:50 @ A1

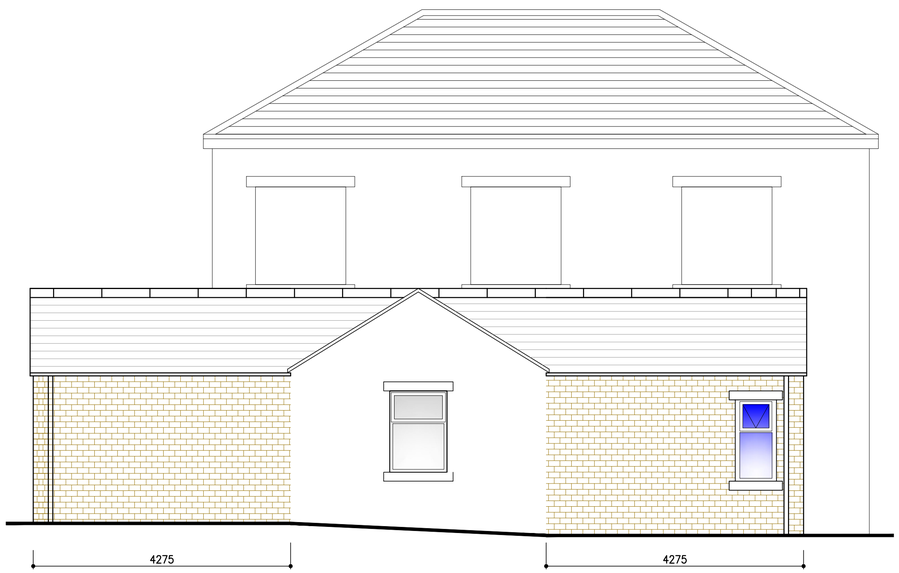

PROPOSED NORTH FACING ELEVATION
Scale 1:50 @ A1

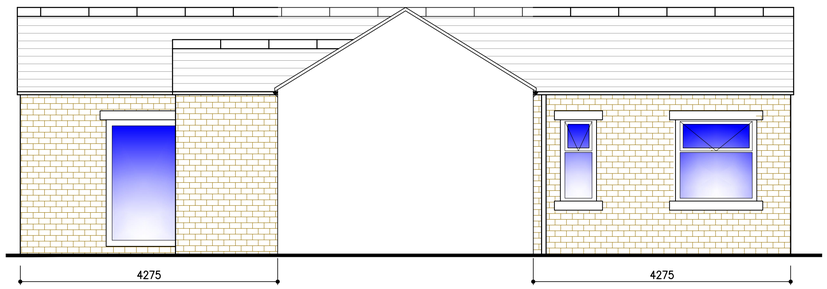

PROPOSED SOUTH FACING ELEVATION
Scale 1:50 @ A1

REV	DATE	BY	DETAILS OF REVISION
C	26.11.20	CR	ANNEX SIZES UPDATED
B	17.09.20	KC	REVISED FIRTHER TO CLIENTS COMMENTS
A	16.09.20	KC	REVISED TO SUIT CLIENTS COMMENTS

ARCHITECT / CLIENT
MR & MRS J NICHOL

PROJECT
BROADHEAD HOUSE
HALIFAX ROAD
LITTLEBOROUGH, OL15 0LG

TITLE
PROPOSED EXTENSION TO ANNEX
PROPOSED ELEVATIONS

DRAWN BY: JE
DATE: 02/09/20
SCALE: NOTED
DRAWING NO.: HC-20340-(60)-02
REVISION: C

HEALEY CONSULTING
Brunel House
63 Dale Street
Milnrow
Rochdale
OL16 3NJ
Tel: 01706 343961
Fax: 01706 343981
email: office@healeyconsulting.co.uk
copyright: Healey Consulting

HEALEY consulting
structural engineering consultants

A1 size drawing sheet (807mm x 584mm) scale is approx. double at A3 size