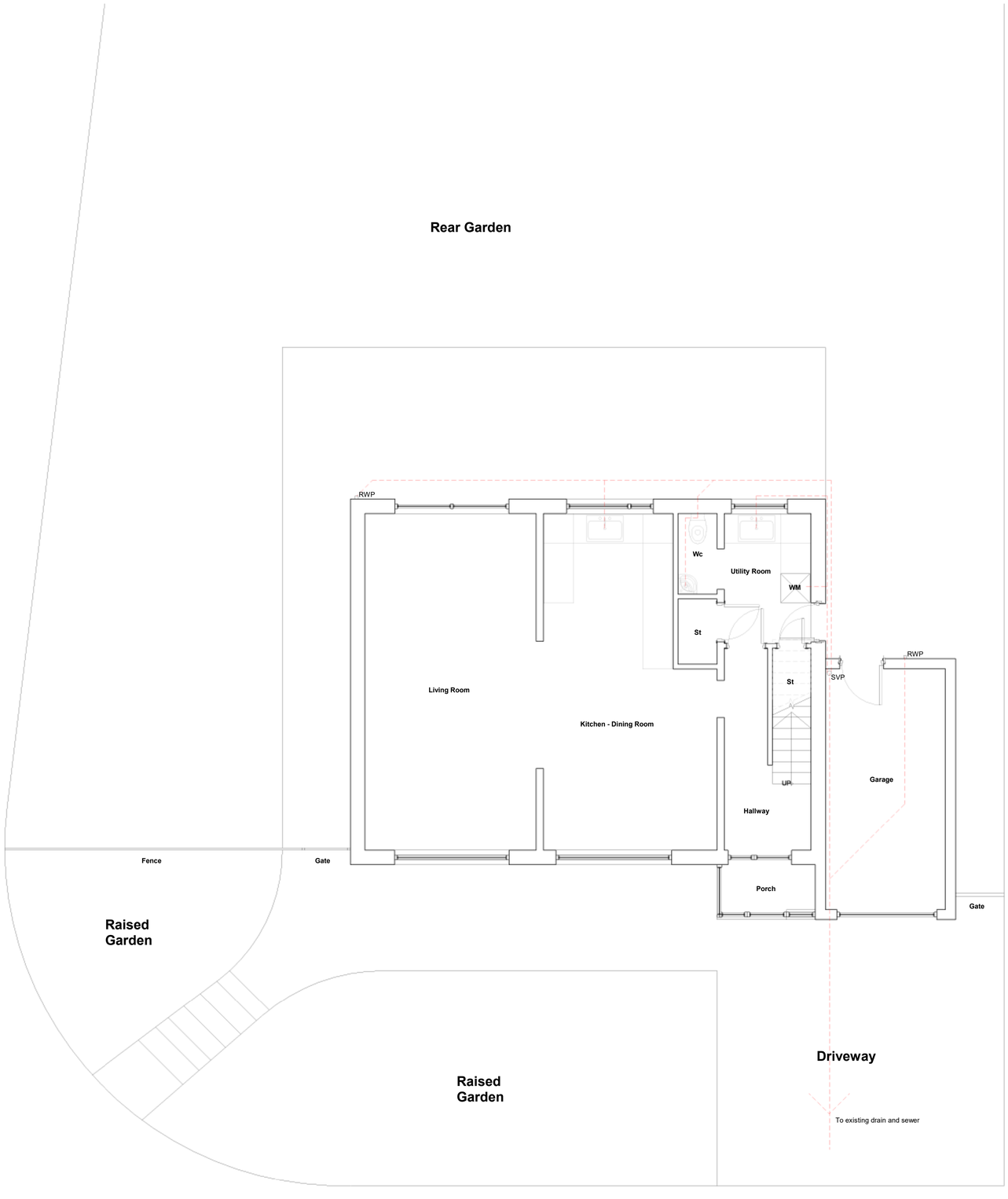

GA_Plan_00 Existing Ground Floor Plan_1-50

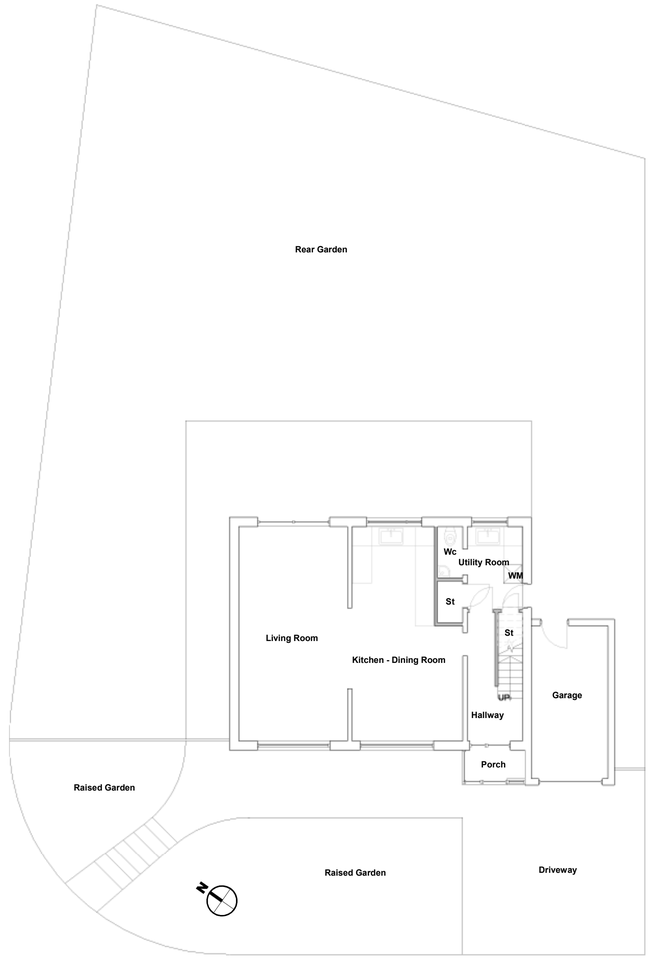

GA_Plan_00 Existing Site Plan_1-100

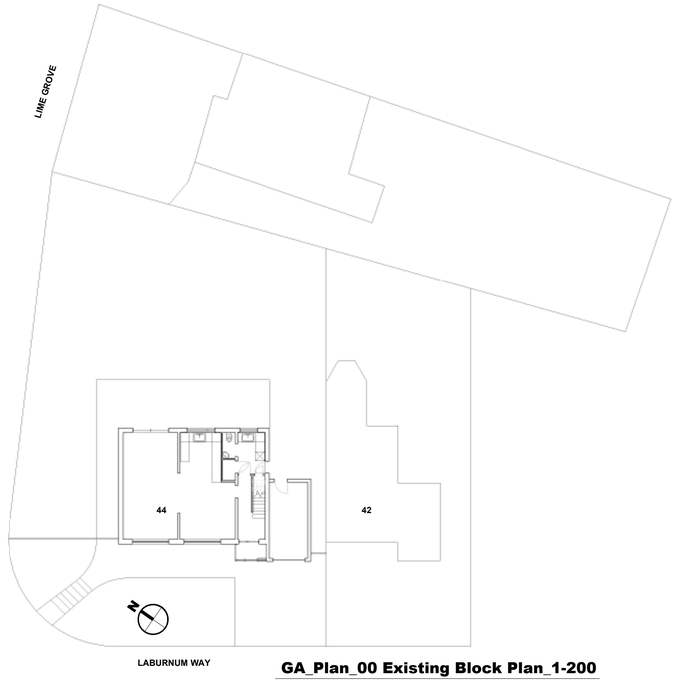

GA_Plan_00 Existing Block Plan_1-200

0m 1m 2m 3m 4m A1

VISUAL SCALE 1:50 @ A1

Notes

Figured dimensions are to be used in all case.
Dimensions should not be scaled from drawing
All existing dimensions should be checked on site before commencement of the work.
Any discrepancies in dimensions should be clarified with the Architect prior to commencement of the work.
No deviation from this drawing will be permitted without the prior written consent of the Architect.
This drawing is to be read in conjunction with all the relevant Mechanical and Electrical drawings.
This drawing is to be read in conjunction with the relevant Structural Engineer's drawings, structural calculations and recommendations.
This drawing is to be read in conjunction with the relevant Fire Safety Strategy drawings

This drawing is copyright and to be returned to the architect on completion of the contract.

Rev.	Revision description	Drawn	Checked	Date
P2	Block Plan added at 1/200 scale	JK	PL	15.03.21
P1	Scales added	JK	PL	12.03.21

John Kelshaw Architects Limited
16 Laburnum Road, Oxton, CH43 5RP
Tel +44 (0) 7717705069

e-: john@johnkelshawarchitects.co.uk
web: www.johnkelshawarchitects.co.uk
insta: #johnkelshaw_architect
twitter: @John_KArchitect

Project
20.018
44 Laburnum Way, Littleborough, OL15 8RL

Title
GA_Existing Ground Floor, Block and Site Plans

JKA Project	Drawing number	Rev.
20.018	LAB-JKA-X-X-DR-A-PL02	P2

C:\Users\User\Documents\JKA\20.018 44 Laburnum Way, Littleborough, OL15 8RL - SUBMIT NEW SCHEME FOR PLANNING !!!!