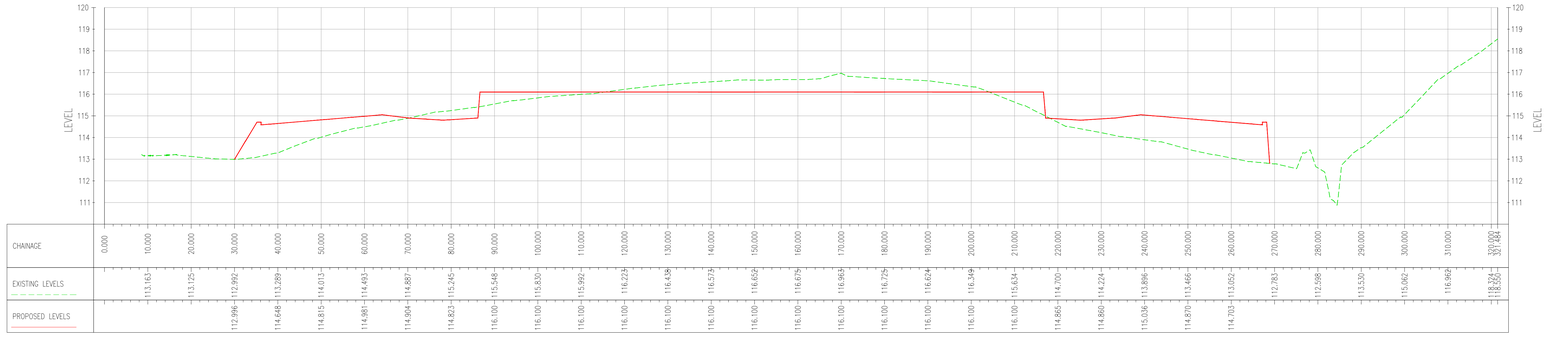
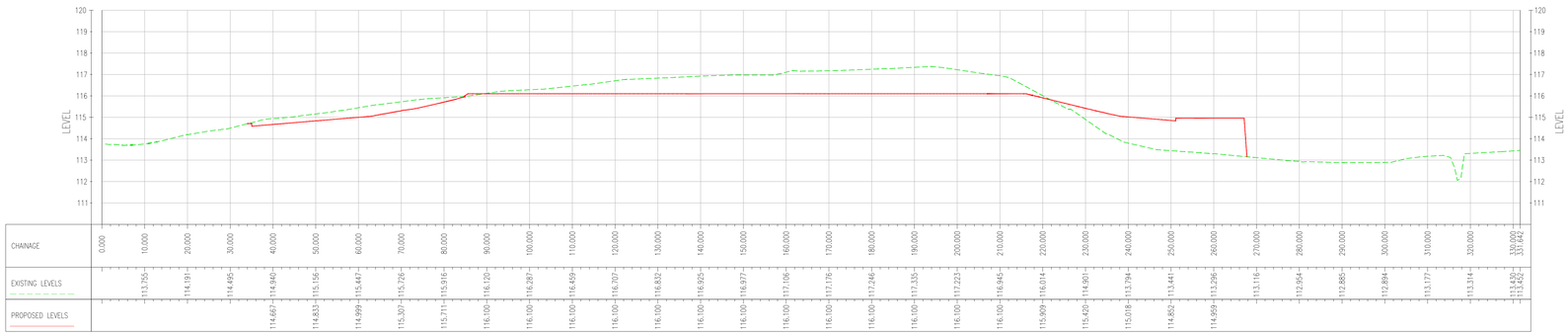
C–C – LONGSECTION
SCALE: H 1:500,V 1:100
DATUM: 110.00



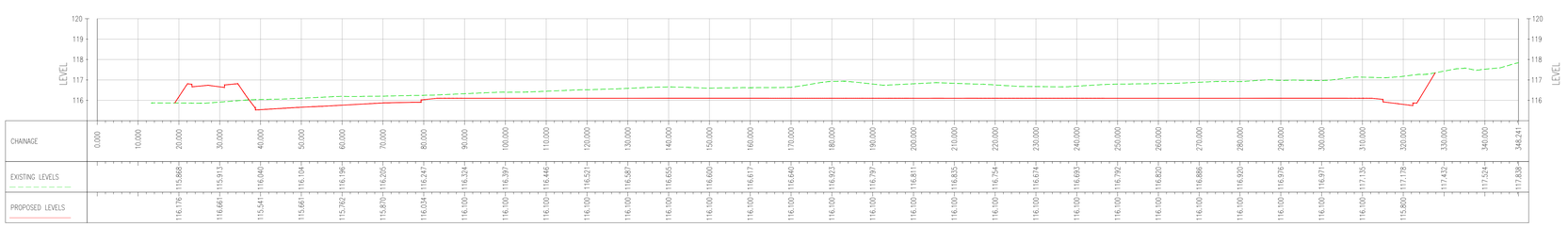
CHAINAGE	0.000	10.000	20.000	30.000	40.000	50.000	60.000	70.000	80.000	90.000	100.000	110.000	120.000	130.000	140.000	150.000	160.000	170.000	180.000	190.000	200.000	210.000	220.000	230.000	240.000	250.000	260.000	270.000	280.000	290.000	300.000	310.000	320.000	
EXISTING LEVELS		113.167	113.125	112.992	113.289	114.013	114.493	114.887	115.245	115.548	115.830	115.992	116.223	116.438	116.573	116.602	116.679	116.963	116.729	116.624	116.349	115.634	114.700	114.224	113.896	113.466	113.052	112.783	112.598	113.530	115.662	116.962	118.324	
PROPOSED LEVELS				112.996	114.648	114.815	114.981	114.904	114.823	116.100	116.100	116.100	116.100	116.100	116.100	116.100	116.100	116.100	116.100	116.100	116.100	116.100	114.965	114.860	115.036	114.870	114.703							118.550

D–D – LONGSECTION
SCALE: H 1:500,V 1:100
DATUM: 110.00



CHAINAGE	0.000	10.000	20.000	30.000	40.000	50.000	60.000	70.000	80.000	90.000	100.000	110.000	120.000	130.000	140.000	150.000	160.000	170.000	180.000	190.000	200.000	210.000	220.000	230.000	240.000	250.000	260.000	270.000	280.000	290.000	300.000	310.000	320.000	330.000		
EXISTING LEVELS		113.725	114.191	114.495	114.940	115.156	115.447	115.728	115.976	116.120	116.287	116.459	116.707	116.832	116.925	116.977	117.106	117.176	117.246	117.335	117.223	116.945	116.014	114.901	113.794	113.441	113.296	113.116	112.954	112.885	112.894	113.177	113.314	113.430		
PROPOSED LEVELS					114.667	114.833	114.999	115.307	115.711	116.100	116.100	116.100	116.100	116.100	116.100	116.100	116.100	116.100	116.100	116.100	116.100	116.100	115.909	115.420	115.018	114.852	114.959									113.452

E–E – LONGSECTION
SCALE: H 1:500,V 1:100
DATUM: 115.00



CHAINAGE	0.000	10.000	20.000	30.000	40.000	50.000	60.000	70.000	80.000	90.000	100.000	110.000	120.000	130.000	140.000	150.000	160.000	170.000	180.000	190.000	200.000	210.000	220.000	230.000	240.000	250.000	260.000	270.000	280.000	290.000	300.000	310.000	320.000	330.000	340.000	346.241	
EXISTING LEVELS			115.868	115.913	116.040	116.104	116.196	116.205	116.247	116.324	116.397	116.446	116.521	116.587	116.655	116.600	116.617	116.640	116.923	116.797	116.693	116.811	116.835	116.754	116.674	116.693	116.792	116.820	116.886	116.920	116.976	116.971	117.135	117.178	117.432	117.524	117.838
PROPOSED LEVELS			116.176	116.661	115.541	115.661	115.762	115.870	116.034	116.100	116.100	116.100	116.100	116.100	116.100	116.100	116.100	116.100	116.100	116.100	116.100	116.100	116.100	116.100	116.100	116.100	116.100	116.100	116.100	116.100	116.100	116.100	116.100	115.820			

THIS PROVISIONAL PRELIMINARY DESIGN IS FOR GUIDANCE PURPOSES ONLY. WSP ACCEPTS NO LIABILITY FOR ANY DAMAGE, LOSS, EXPENSES OR COST INCURRED AS A RESULT OF RELYING ON THE INFORMATION PROVIDED IN THE DESIGN APPRAISAL ESTIMATE. THE APPRAISAL ESTIMATE WAS DERIVED FROM A MIXTURE OF DESIGN, SURVEY AND OTHER DATA, PREPARED WITH REASONABLE SKILL AND CARE, BUT MAY BE SUBJECT TO OTHER SUCH INFORMATION AND VARIATIONS OF WHICH WSP IS UNAWARE. THE DESIGN APPRAISAL ESTIMATE SHOULD NOT BE RELIED UPON FOR TENDER OR PROCUREMENT PURPOSES. FOR ACCURATE ADVICE A DETAILED DESIGN SHOULD BE CARRIED OUT AT THE APPROPRIATE DESIGN STAGE, THEREFORE, USE OF THE INFORMATION IS ENTIRELY AT YOUR OWN RISK.

File name C:\USERS\MDOGHAM\WSP ONEDRIVE - WSPDM\SOUTH HEYWOOD, WORK IN PROGRESS\SHEET\7509-WSP-SHP3-XX-SK-C-006.DWG, printed on 28 November 2024 10:51:04, by D.S.Dhaliwal

DO NOT SCALE

KEY:

PROPOSED LEVELS

EXISTING LEVELS

NOTES:

1. ALL DIMENSIONS ARE IN METRES UNLESS STATED OTHERWISE.
2. DEPTH OF DRAINAGE BLANKET TO BE 500mm.
3. FOR DETAILS ON SECTION MARKERS LOCATION REFER TO DRAWING 7509-WSP-SHP3-XX-SK-C-004

REV	DATE	BY	DESCRIPTION	CHK	APP
P02	28/11/2024	DS	UPDATED TO SUIT NEW MASTERPLAN	DW	DW
P01	08/02/2023	AP	FIRST ISSUE	DW	DW

DRAWING STATUS:
S0 - WORK IN PROGRESS

8 First Street, Manchester, M15 4GU, UK
T+ 44 (0) 161 200 5000
wsp.com

CLIENT:
RUSSELLS SOUTH HEYWOOD LTD

ARCHITECT:
AEW ARCHITECTS

PROJECT:
SOUTH HEYWOOD
PLOT 3

TITLE:
SITE CROSS SECTIONS
SHEET 2 OF 2

SCALE @ A1:	CHECKED:	APPROVED:
1:500	DW	DW

PROJECT No:	DESIGNED:	DRAWN:	DATE:
70089657	DS	DS	February 23

DRAWING No: 7509-WSP-SHP3-XX-SK-C-006 REV: P02

ⓒ WSP UK Ltd