Example A - Double Glazed

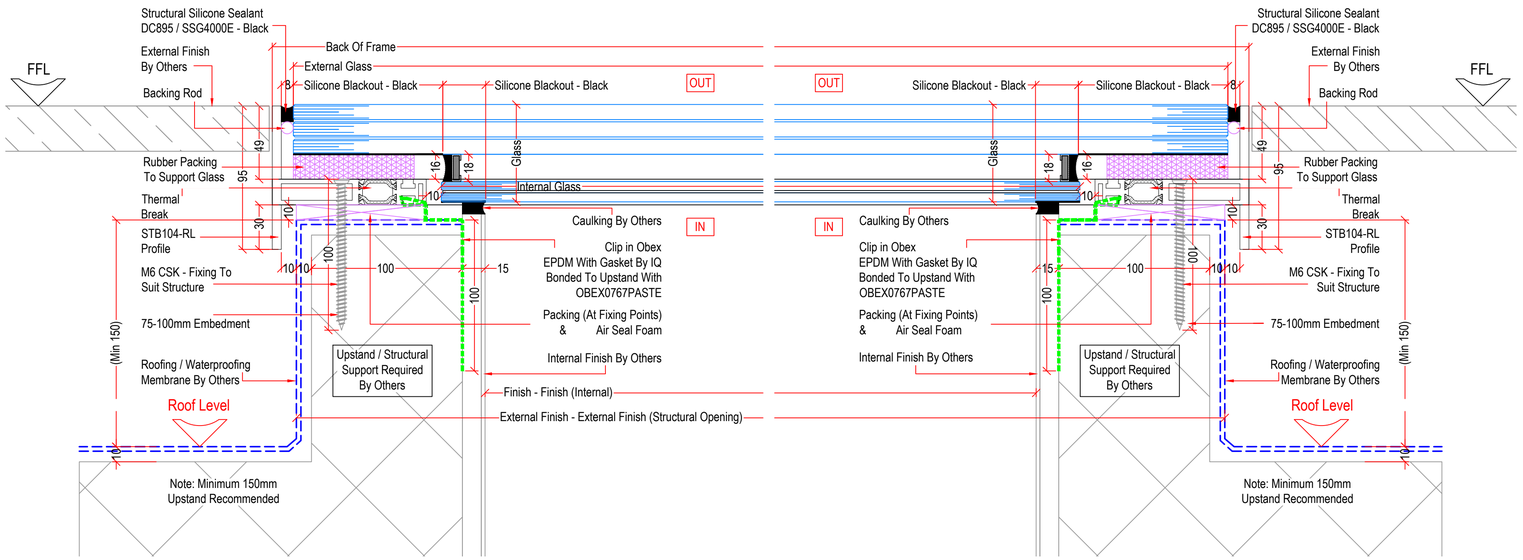

Section Detail A-A

Glass Specification

External: 3 x 10mm Clear Tgh + HST
Cavity: 18mm Argon Filled/ Black Warm Edge Spacer/Black Silicone
Internal: 6mm + 6mm Clear Tgh + Low E + HST
+ Laminated With PVB /SGP Interlayer
Anti Slip Pattern To Face 1 - TBC (Required For Compliance)
Wind Load: 0.00 kN/M2
Snow Load: 0.00 kN/M2
Loading: 0.00 kN/M2
U-Value: Centre Pane - 0.00 W/(m^{2}K)

Frame Specification

Colour: RAL 0000 MATT TBC
System: Invisio Floor Light
Other Relevant Notes: All Gaskets & Silicone To Be Black

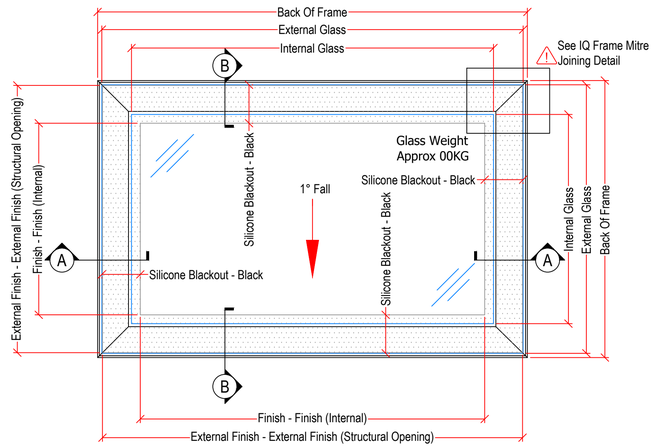

Invisio Walk on Floor Light - Fixed - Plan - External View

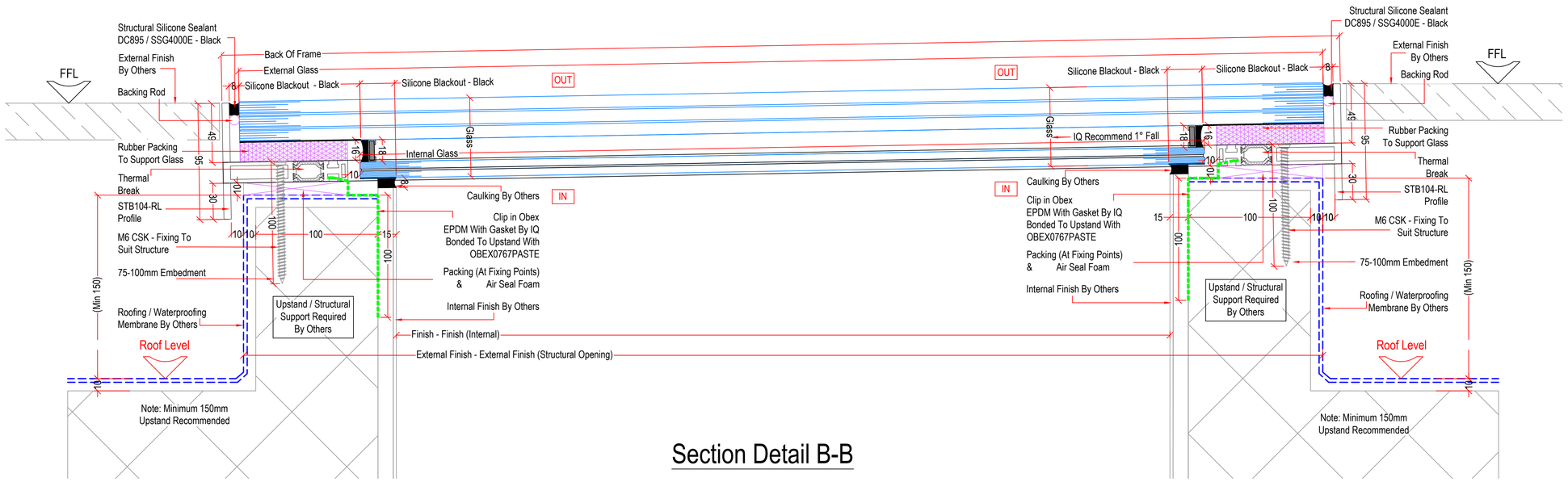

Section Detail B-B

Important Notes:

IQ standard detail and supporting structure for typical information only. See IQ final project specific approved detail drawing for final arrangement.

Design of structure by others and project specific.

Structure Notes:
Structure to be prepared by others as shown indicative only in standard details.

Finishes
All internal & external finishes are by others. This includes fascia, pressings, timber, plasterboard & insulation. These are all supplied & installed by others. Only items marked as "By IQ" are in the IQ scope of works.

Drawing / Sizes
All dimensions TBC on site via survey or agreed sizes. Do not scale off drawings.

Building Regulations
Compliance with any required building regulations is the responsibility of the principle designer / contractor.

Dead & Live Load Deflection
All dead or imposed loads are to be applied to the structure before survey or to be accounted in agreed sizes. Top & bottom of structure +/-2mm maximum. Any movement after survey or installation is the responsibility of principle designer / contractor.

Waterproofing, Vapour control & DPM's
All internal & external waterproofing, vapour control, DPM's and connections to IQ windows or systems to be designed and supplied by others.

IQ perimeter silicone seal to non timber surfaces only. i.e Brick, Concrete, Aluminium, Steel etc.

Fixings
Designed to suit structure.
As IQ installation manuals.
As Frame specifications.

STANDARD DETAILS

Rev	Description	Date	Checked By

IQ GLASS
SKY HOUSE, RAANS RD,
AMERSHAM, HP6 6JQ
TEL:+44 (0) 1494 722880
hello@iqglassuk.com
www.iqglassuk.com

Project No.	IQ-0000
Project Address	Standard Details

Drawing Title
Example A- Standard Double Glazed
Invisio Floor Light

Date	Drawn by	Checked by
14/03/2025	IQ	IQ

Drawing No.	Rev
IQ-IFL-005	--

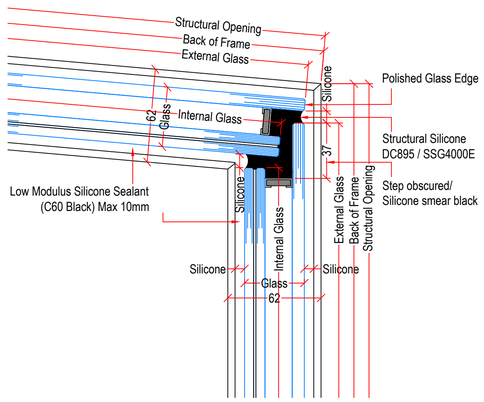

Up & Over Glass Detail
E1

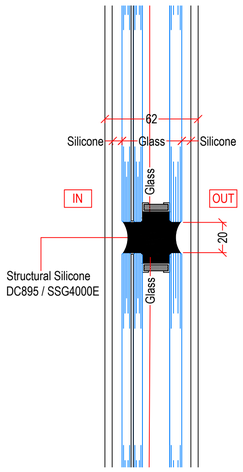

Meeting Glass Detail - D3
Horizontal

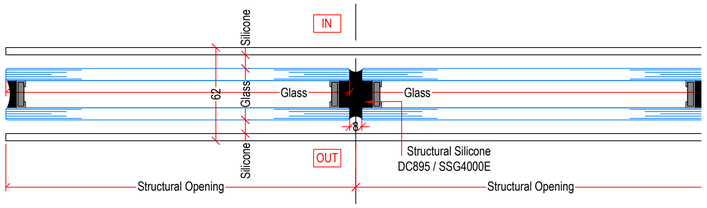

Meeting Glass Detail - D1
Vertical

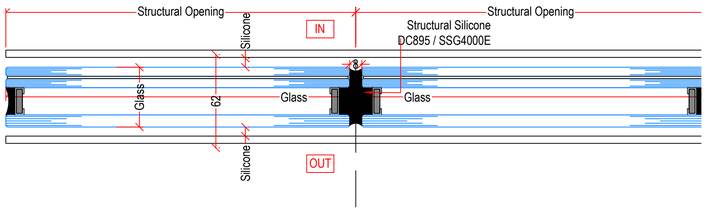

Meeting Glass Detail - D1.1
Vertical (Laminated)

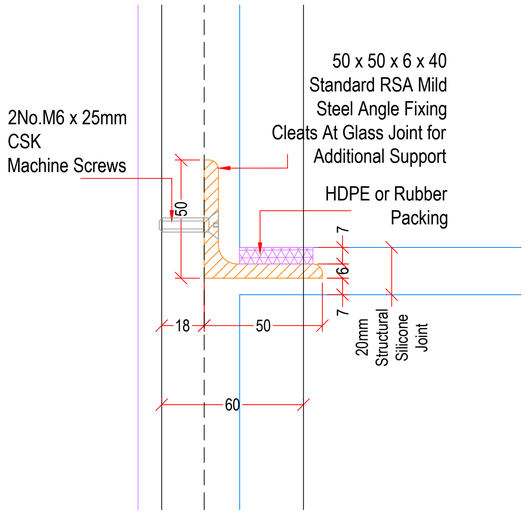

Elevation Detail for Double Height With Steel Angle at Glass Joint for Additional Support

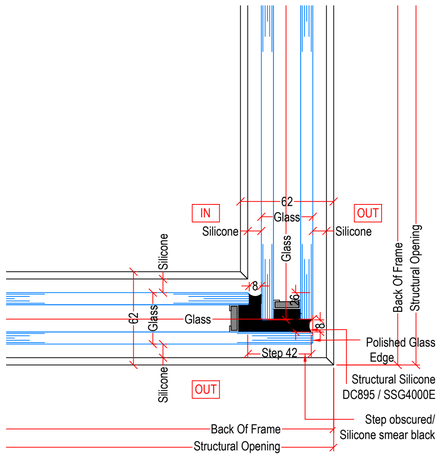

Meeting Jamb Detail - D2

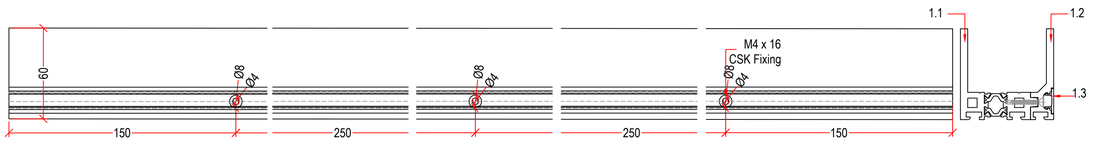

Profile 1.2 - Invisio Bead Fixing location and Centres Side Elevation

Important Notes:

IQ standard detail and supporting structure for typical information only. See IQ final project specific approved detail drawing for final arrangement.

Design of structure by others and project specific.

Structure Notes:
Structure to be prepared by others as shown indicative only in standard details.

Finishes
All internal & external finishes are by others. This includes fascia, pressings, timber, plasterboard & insulation. These are all supplied & installed by others. Only items marked as "By IQ" are in the IQ scope of works.

Drawing / Sizes
All dimensions TBC on site via survey or agreed sizes. Do not scale off drawings.

Building Regulations
Compliance with any required building regulations is the responsibility of the principle designer / contractor.

Dead & Live Load Deflection
All dead or imposed loads are to be applied to the structure before survey or to be accounted in agreed sizes. Top & bottom of structure +/-2mm maximum. Any movement after survey or installation is the responsibility of principle designer / contractor.

Waterproofing, Vapour control & DPM's
All internal & external waterproofing, vapour control, DPM's and connections to IQ windows or systems to be designed and supplied by others.

IQ perimeter silicone seal to non timber surfaces only. i.e Brick, Concrete, Aluminium, Steel etc.

Fixings
Designed to suit structure.
As IQ installation manuals.
As Frame specifications.

STANDARD DETAIL

Rev	Description	Date	Checked By

IQ GLASS
SKY HOUSE, RAANS RD,
AMERSHAM, HP6 6JQ
TEL:+44 (0) 1494 722880
hello@iqglassuk.com
www.iqglassuk.com

Project No.	IQ-0000
Project Address	Standard Details

Drawing Title
Meeting Jamb And Up & Over Detail For Invisio Structrual Glazing

Date	Drawn by	Checked by
14/03/2025	IQ	IQ

Drawing No.	Rev
IQ-ISG-004	--

Example E (Page 01 Of 02)

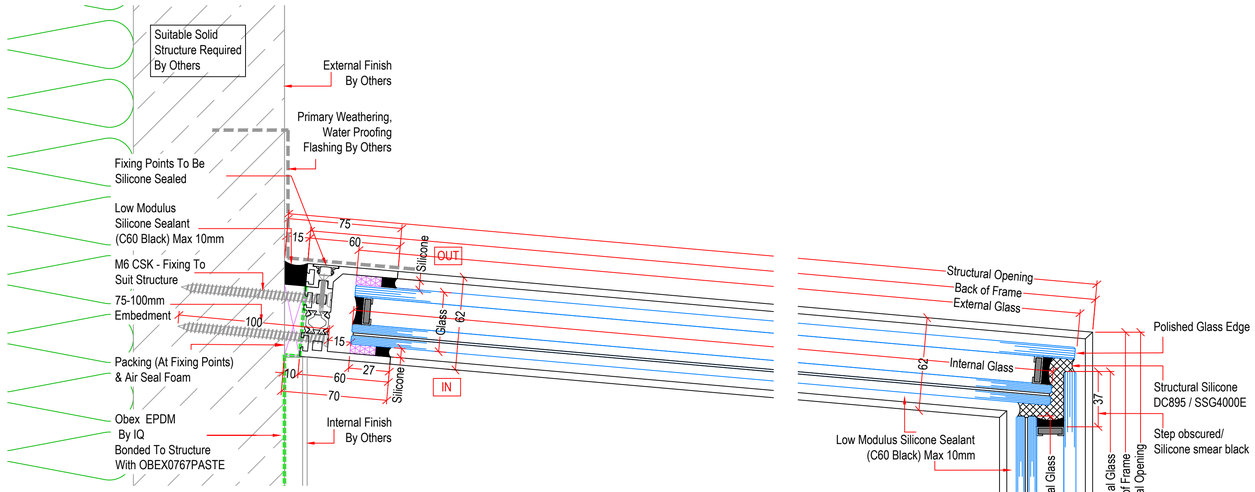

Section Detail B1-B1

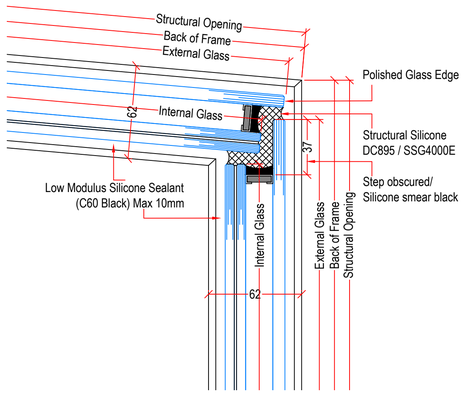

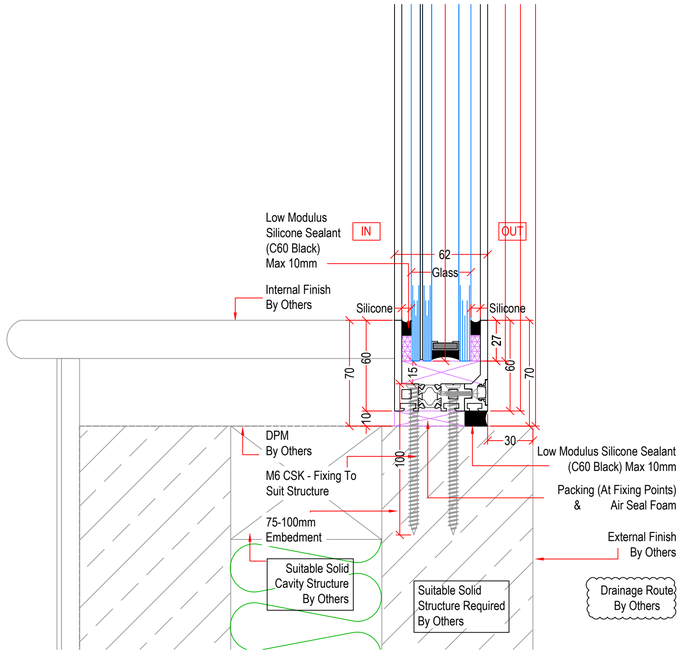

Section Detail B-B

Glass Specification

External: 8mm Clear Tgh + HST
Cavity: 18mm Argon Filled/ Black Warm Edge Spacer/Black Silicone
Internal: Laminated 6mm/1.5mm Interlayer/6mm Tgh + Low E + HST
Wind Load: 0.80 kN/M2
U-Value: Centre Pane - 0.00 W/(m^2K)
Barrier Load: 0.00 kN/M
Glass Deflection: 0.00mm

Frame Specification

Colour: RAL 0000 MATT TBC
System: Invisio Structural Glazing
Other Relevant Notes: All Gaskets & Silicone To Be Black

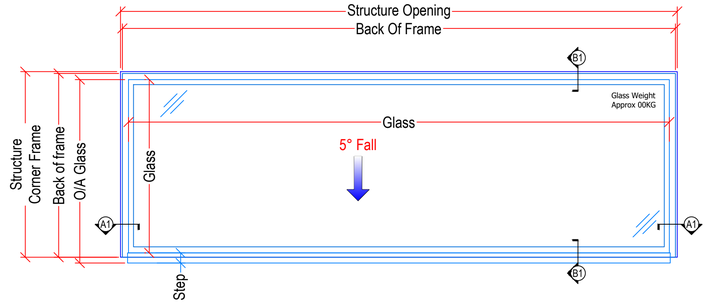

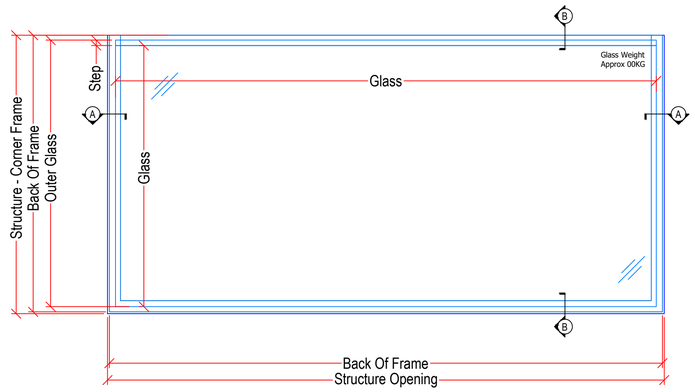

Invisio Structural Glazing - Fixed - Elevation - External View

Important Notes:

IQ standard detail and supporting structure for typical information only. See IQ final project specific approved detail drawing for final arrangement.

Design of structure by others and project specific.

Structure Notes:
Structure to be prepared by others as shown indicative only in standard details.

Finishes
All internal & external finishes are by others. This includes fascia, pressings, timber, plasterboard & insulation. These are all supplied & installed by others. Only items marked as "By IQ" are in the IQ scope of works.

Drawing / Sizes
All dimensions TBC on site via survey or agreed sizes. Do not scale off drawings.

Building Regulations
Compliance with any required building regulations is the responsibility of the principle designer / contractor.

Dead & Live Load Deflection
All dead or imposed loads are to be applied to the structure before survey or to be accounted in agreed sizes. Top & bottom of structure +/-2mm maximum. Any movement after survey or installation is the responsibility of principle designer / contractor.

Waterproofing, Vapour control & DPM's
All internal & external waterproofing, vapour control, DPM's and connections to IQ windows or systems to be designed and supplied by others.

IQ perimeter silicone seal to non timber surfaces only. i.e Brick, Concrete, Aluminium, Steel etc.

Fixings
Designed to suit structure.
As IQ installation manuals.
As Frame specifications.

STANDARD DETAIL

Rev	Description	Date	Checked By

IQ GLASS
SKY HOUSE, RAANS RD,
AMERSHAM, HP6 6JQ
TEL:+44 (0) 1494 722880
hello@iqglassuk.com
www.iqglassuk.com

Project No.	IQ-0000
Project Address	Standard Details

Drawing Title
Example E - Standard Up And Over Detail For Invisio Structural Glazing

Date	Drawn by	Checked by
14/03/2025	IQ	IQ

Drawing No.	Rev
IQ-ISG-010	--

Example F

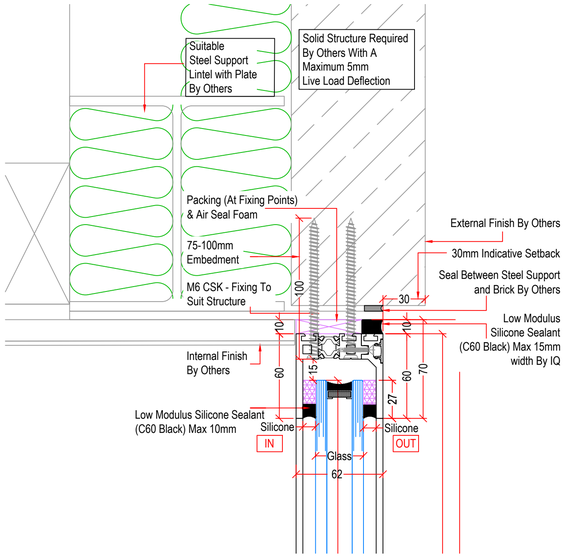

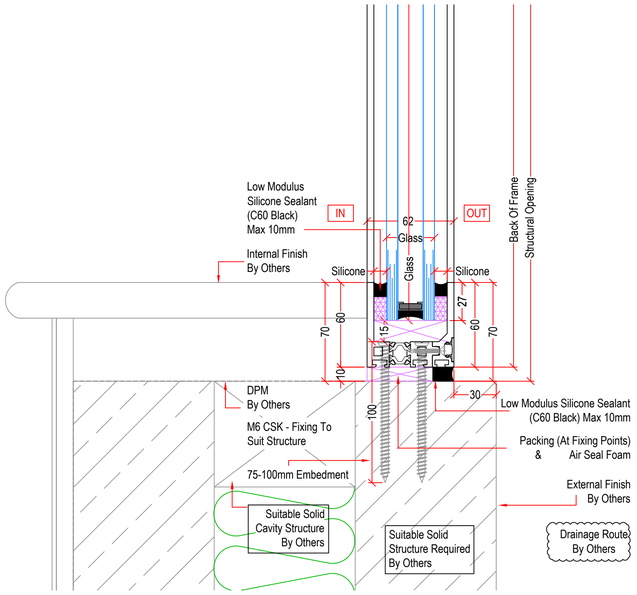

Section Detail A-A

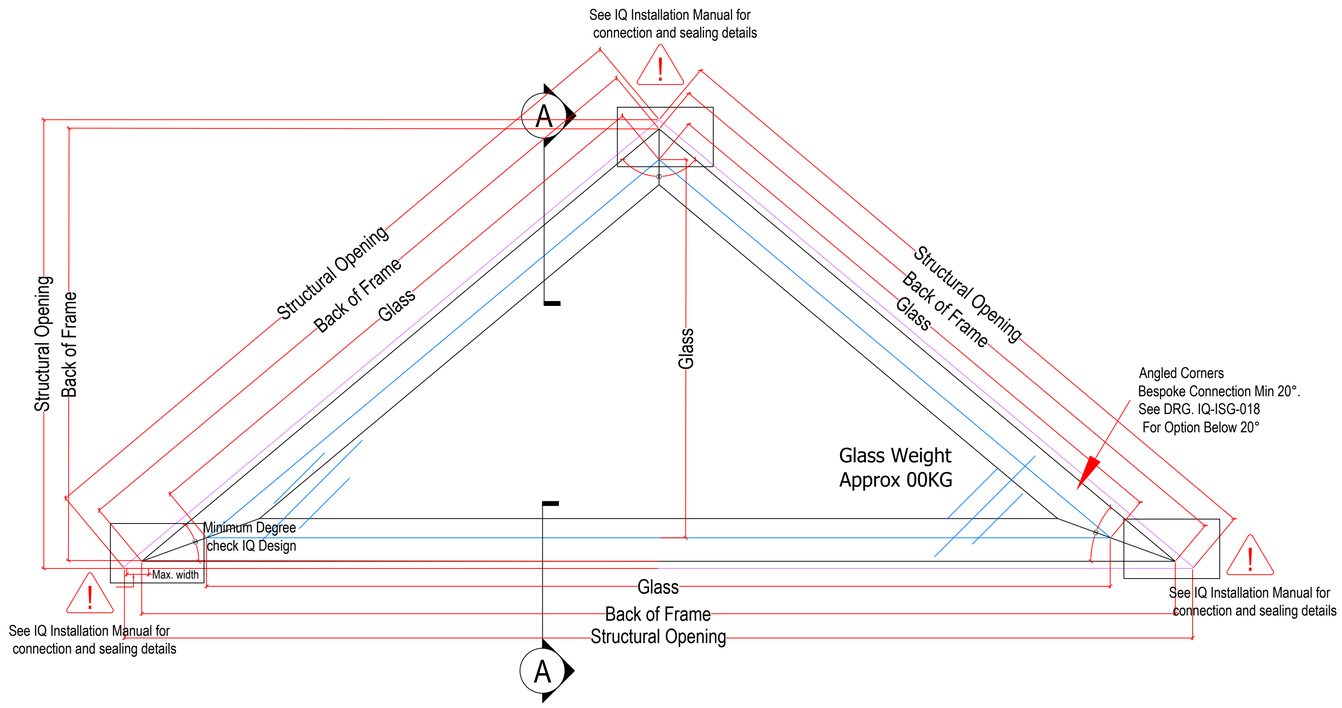

Invisio Structural Glazing - Fixed - Elevation - External View

Glass Specification

External: 6mm Clear Tgh + HST
Cavity: 18mm Argon Filled/ Black Warm Edge Spacer/Black Silicone
Internal: 6mm Clear Tgh + Low E + HST
Wind Load: 0.80 kN/M2
U-Value: Centre Pane - 0.00 W/(m^2K)
Barrier Load: 0.00 kN/M
Glass Deflection: 0.00mm

Frame Specification

Colour: RAL 0000 MATT TBC
System: Invisio Structural Glazing
Other Relevant Notes: All Gaskets & Silicone To Be Black

Important Notes:

IQ standard detail and supporting structure for typical information only. See IQ final project specific approved detail drawing for final arrangement.

Design of structure by others and project specific.

Structure Notes:
Structure to be prepared by others as shown indicative only in standard details.

Finishes
All internal & external finishes are by others. This includes fascia, pressings, timber, plasterboard & insulation. These are all supplied & installed by others. Only items marked as "By IQ" are in the IQ scope of works.

Drawing / Sizes
All dimensions TBC on site via survey or agreed sizes. Do not scale off drawings.

Building Regulations
Compliance with any required building regulations is the responsibility of the principle designer / contractor.

Dead & Live Load Deflection
All dead or imposed loads are to be applied to the structure before survey or to be accounted in agreed sizes. Top & bottom of structure +/-2mm maximum. Any movement after survey or installation is the responsibility of principle designer / contractor.

Waterproofing, Vapour control & DPM's
All internal & external waterproofing, vapour control, DPM's and connections to IQ windows or systems to be designed and supplied by others.

IQ perimeter silicone seal to non timber surfaces only. i.e Brick, Concrete, Aluminium, Steel etc.

Fixings
Designed to suit structure.
As IQ installation manuals.
As Frame specifications.

STANDARD DETAIL

Rev	Description	Date	Checked By

IQ GLASS
SKY HOUSE, RAANS RD,
AMERSHAM, HP6 6JQ
TEL:+44 (0) 1494 722880
hello@iqglassuk.com
www.iqglassuk.com

Project No.	IQ-0000
Project Address	Standard Details

Drawing Title
Example F - Standard Shpaed
Detail For Invisio Structural Glazing

Date	Drawn by	Checked by
14/03/2025	IQ	IQ

Drawing No.	Rev
IQ-ISG-012	--

Example A

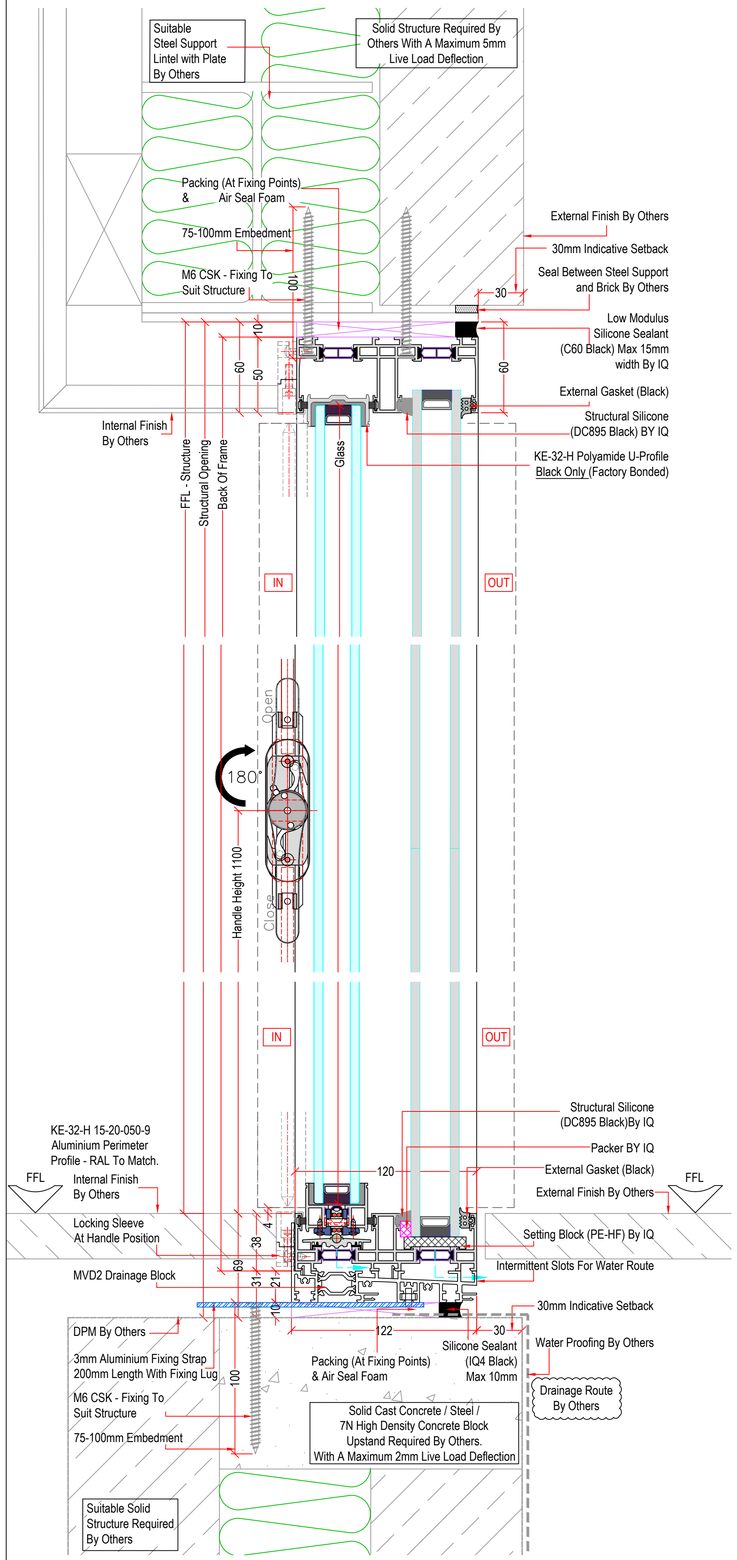

Section Detail B-B

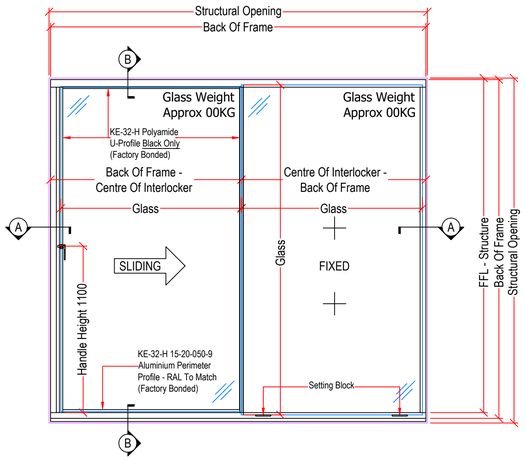

Minimal Window - Elevation - Internal View

Glass Specification

External: 6mm Clear Tgh + Solar Control + Low Maintenance Coating + HST
Cavity: 18mm Argon Filled/ Black Warm Edge Spacer/Black Silicone
Internal: 6mm Clear Tgh + Low E + HST
Wind Load - 0.80 Kn/M2
Solar Control Spec - 70% Light Transmittance - G-value 0.35
U-Value: Centre Pane - 0.00 W/(m^2K)
Glass Deflection: 0.00mm

Frame Specification

Colour: RAL 0000
System: Minimal Window - KE-32h
Handle: PPC Lever Locking Handle To Match Frame - Inside Only
Lock Type: 2 Point 1 Shoot Bolt Lock (Type 1)
Other Relevant Notes: All Gaskets & Silicone To Be Black
Total Frame and Glass U-Value: 0.00W/(m^2K)
Interlock Deflection: 0.00mm

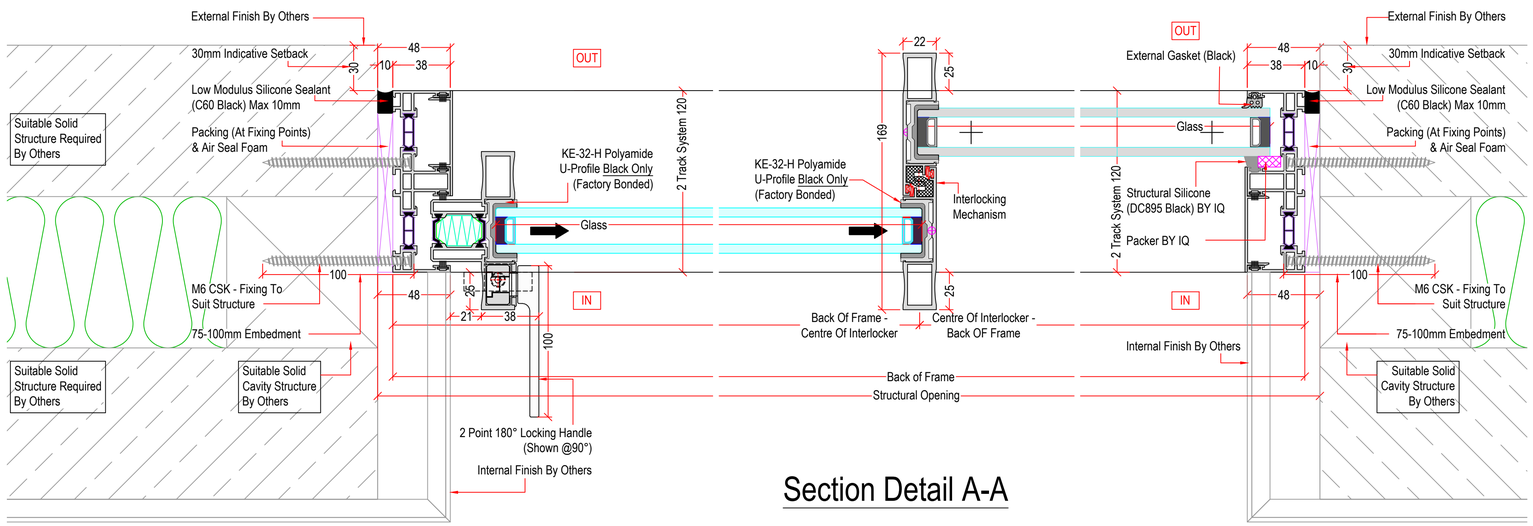

Section Detail A-A

Important Notes:

IQ standard detail and supporting structure for typical information only. See IQ final project specific approved detail drawing for final arrangement.

Design of structure by others and project specific.

Structure Notes:
Structure to be prepared by others as shown indicative only in standard details.

Finishes
All internal & external finishes are by others. This includes fascia, pressings, timber, plasterboard & insulation. These are all supplied & installed by others. Only items marked as "By IQ" are in the IQ scope of works.

Drawing / Sizes
All dimensions TBC on site via survey or agreed sizes. Do not scale off drawings.

Building Regulations
Compliance with any required building regulations is the responsibility of the principle designer / contractor.

Dead & Live Load Deflection
All dead or imposed loads are to be applied to the structure before survey or to be accounted in agreed sizes. Top & bottom of structure +/-2mm maximum. Any movement after survey or installation is the responsibility of principle designer / contractor.

Waterproofing, Vapour control & DPM's
All internal & external waterproofing, vapour control, DPM's and connections to IQ windows or systems to be designed and supplied by others.

IQ perimeter silicone seal to non timber surfaces only. i.e Brick, Concrete, Aluminium, Steel etc.

Fixings
Designed to suit structure.
As IQ installation manuals.
As Frame specifications.

STANDARD DETAILS

Rev	Description	Date	Checked By

IQ GLASS
SKY HOUSE, RAANS RD,
AMERSHAM, HP6 6JQ
TEL:+44 (0) 1494 722880
hello@iqglassuk.com
www.iqglassuk.com

Project No.	IQ-0000
Project Address	Standard Details

Drawing Title
Example A - Standard 2 Track Detail For Minimal Windows

Date	Drawn by	Checked by
21/03/2025	IQ	IQ

Drawing No.	Rev
IQ-MW2T - 010	--

Example A (Page 01 Of 02)

Glass Specification

External: 6mm Clear Tgh + Solar Control + Low Maintenance Coating + HST
Cavity: 18mm Argon Filled/ Black Warm Edge Spacer/Black Silicone
Internal: 6mm Clear Tgh + Low E + HST
Wind Load - 0.80 Kn/M2
Solar Control Spec - 70% Light Transmittance - G-value 0.35
U-Value: Centre Pane - 0.00 W/(m^2K)
Glass Deflection: 0.00mm

Frame Specification

Colour: RAL 0000
System: Minimal Window - KE-32h
Handle: PPC Lever Locking Handle To Match Frame - Inside Only
Lock Type: 2 Point 1 Shoot Bolt Lock (Type 1)
Other Relevant Notes: All Gaskets & Silicone To Be Black
Total Frame and Glass U-Value: 0.00W/(m^2K)
Interlock Deflection: 0.00mm

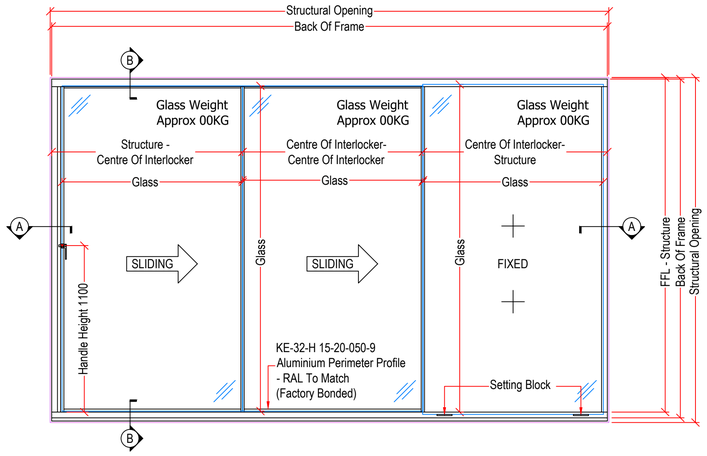

Minimal Window - Elevation - Internal View

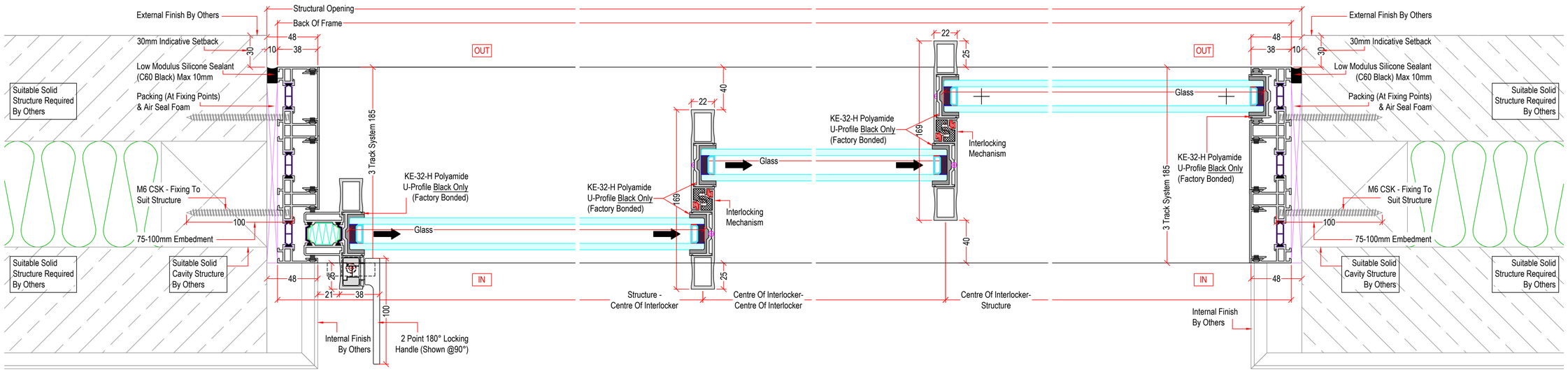

Section Detail A-A

Important Notes:

IQ standard detail and supporting structure for typical information only. See IQ final project specific approved detail drawing for final arrangement.

Design of structure by others and project specific.

Structure Notes:
Structure to be prepared by others as shown indicative only in standard details.

Finishes
All internal & external finishes are by others. This includes fascia, pressings, timber, plasterboard & insulation. These are all supplied & installed by others. Only items marked as "By IQ" are in the IQ scope of works.

Drawing / Sizes
All dimensions TBC on site via survey or agreed sizes. Do not scale off drawings.

Building Regulations
Compliance with any required building regulations is the responsibility of the principle designer / contractor.

Dead & Live Load Deflection
All dead or imposed loads are to be applied to the structure before survey or to be accounted in agreed sizes. Top & bottom of structure +/-2mm maximum. Any movement after survey or installation is the responsibility of principle designer / contractor.

Waterproofing, Vapour control & DPM's
All internal & external waterproofing, vapour control, DPM's and connections to IQ windows or systems to be designed and supplied by others.

IQ perimeter silicone seal to non timber surfaces only. i.e Brick, Concrete, Aluminium, Steel etc.

Fixings
Designed to suit structure.
As IQ installation manuals.
As Frame specifications.

STANDARD DETAILS

Rev	Description	Date	Checked By

IQ GLASS
SKY HOUSE, RAANS RD,
AMERSHAM, HP6 6JQ
TEL:+44 (0) 1494 722880
hello@iqglassuk.com
www.iqglassuk.com

Project No.	IQ-0000
Project Address	Sky House, Raans Rd, Amersham. HP6 6JQ

Drawing Title
Example A - Standard 3 Track Detail For Minimal Window

Date	Drawn by	Checked by
27/03/2025	IQ	IQ

Drawing No.	Rev
IQ-MW3T - 010	--

Example A (Page 02 Of 02)

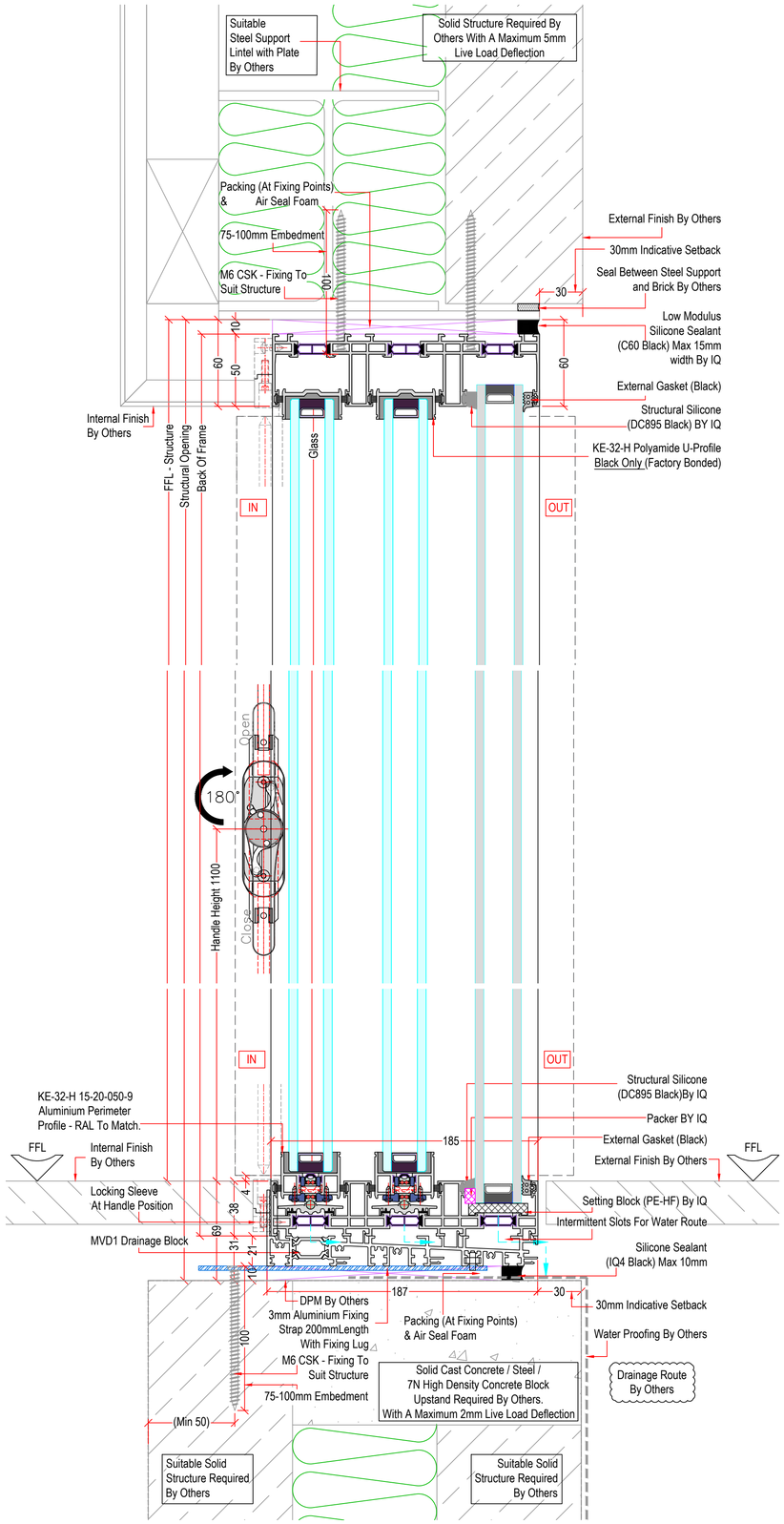

Section Detail B-B

Important Notes:

IQ standard detail and supporting structure for typical information only. See IQ final project specific approved detail drawing for final arrangement.

Design of structure by others and project specific.

Structure Notes:
Structure to be prepared by others as shown indicative only in standard details.

Finishes
All internal & external finishes are by others. This includes fascia, pressings, timber, plasterboard & insulation. These are all supplied & installed by others. Only items marked as "By IQ" are in the IQ scope of works.

Drawing / Sizes
All dimensions TBC on site via survey or agreed sizes. Do not scale off drawings.

Building Regulations
Compliance with any required building regulations is the responsibility of the principle designer / contractor.

Dead & Live Load Deflection
All dead or imposed loads are to be applied to the structure before survey or to be accounted in agreed sizes. Top & bottom of structure +/-2mm maximum. Any movement after survey or installation is the responsibility of principle designer / contractor.

Waterproofing, Vapour control & DPM's
All internal & external waterproofing, vapour control, DPM's and connections to IQ windows or systems to be designed and supplied by others.

IQ perimeter silicone seal to non timber surfaces only. i.e Brick, Concrete, Aluminium, Steel etc.

Fixings
Designed to suit structure.
As IQ installation manuals.
As Frame specifications.

STANDARD DETAILS

Rev	Description	Date	Checked By

IQ GLASS
SKY HOUSE, RAANS RD,
AMERSHAM, HP6 6JQ
TEL:+44 (0) 1494 722880
hello@iqglassuk.com
www.iqglassuk.com

Project No.	IQ-0000
Project Address	Sky House, Raans Rd, Amersham. HP6 6JQ

Drawing Title
Example A - Standard 3 Track Detail For Minimal Window

Date	Drawn by	Checked by
27/03/2025	IQ	IQ

Drawing No.	Rev
IQ-MW3T - 011	--

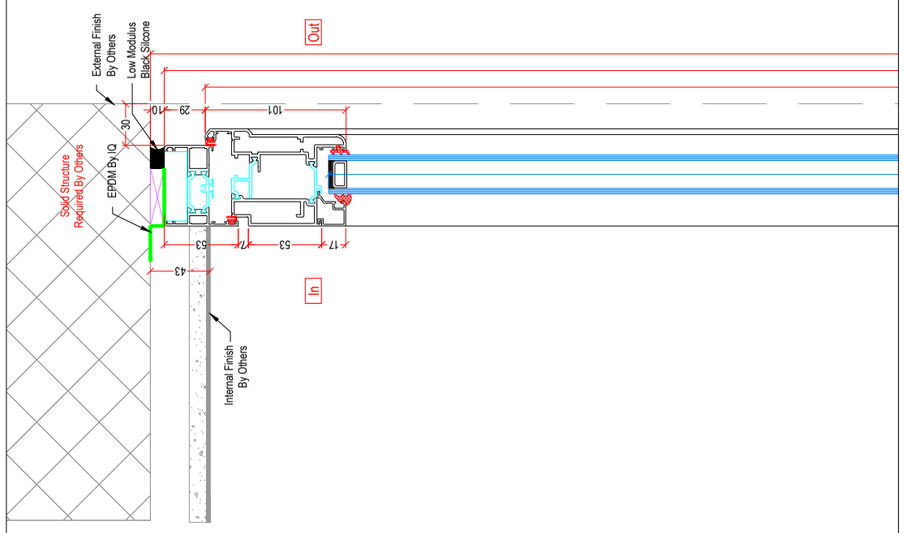
External Finish
By Others
Low Modulus
Black Silicone
Out
30
10
29
101
Solid Structure
Required By Others
EPDM By IQ
43
53
7
53
17
In
Internal Finish
By Others

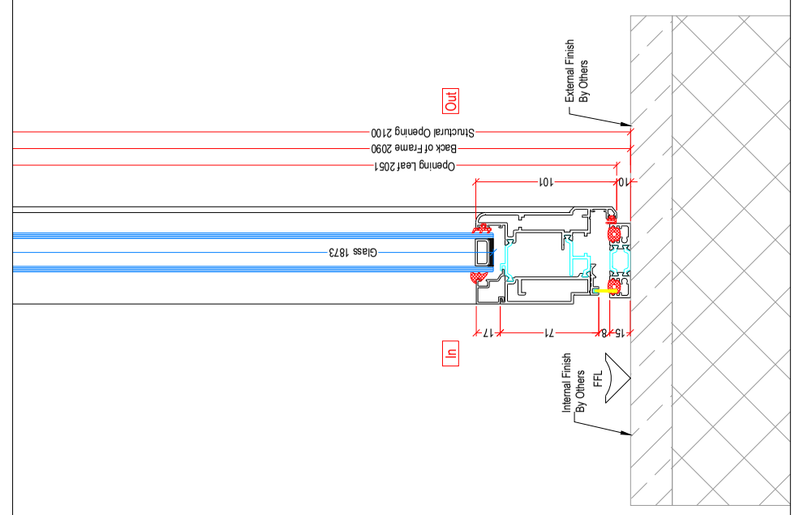
External Finish
By Others
Out
Structural Opening 2100
Back of Frame 2090
Opening Leaf 2051
10
101
Glass 1873
In
17
71
15.8
Internal Finish
By Others
FFL

Example A

Glass Specification

External: 4mm Clear Tgh + HST
Cavity: 20mm Argon Filled/ Black Warm Edge Spacer/Black Silicone
Internal: 4mm Clear Tgh + Low E + HST

Frame Specification

Colour: RAL 0000 MATT TBC
System: Sieger® Casement Window
Other Relevant Notes: All Gaskets & Silicone To Be Black

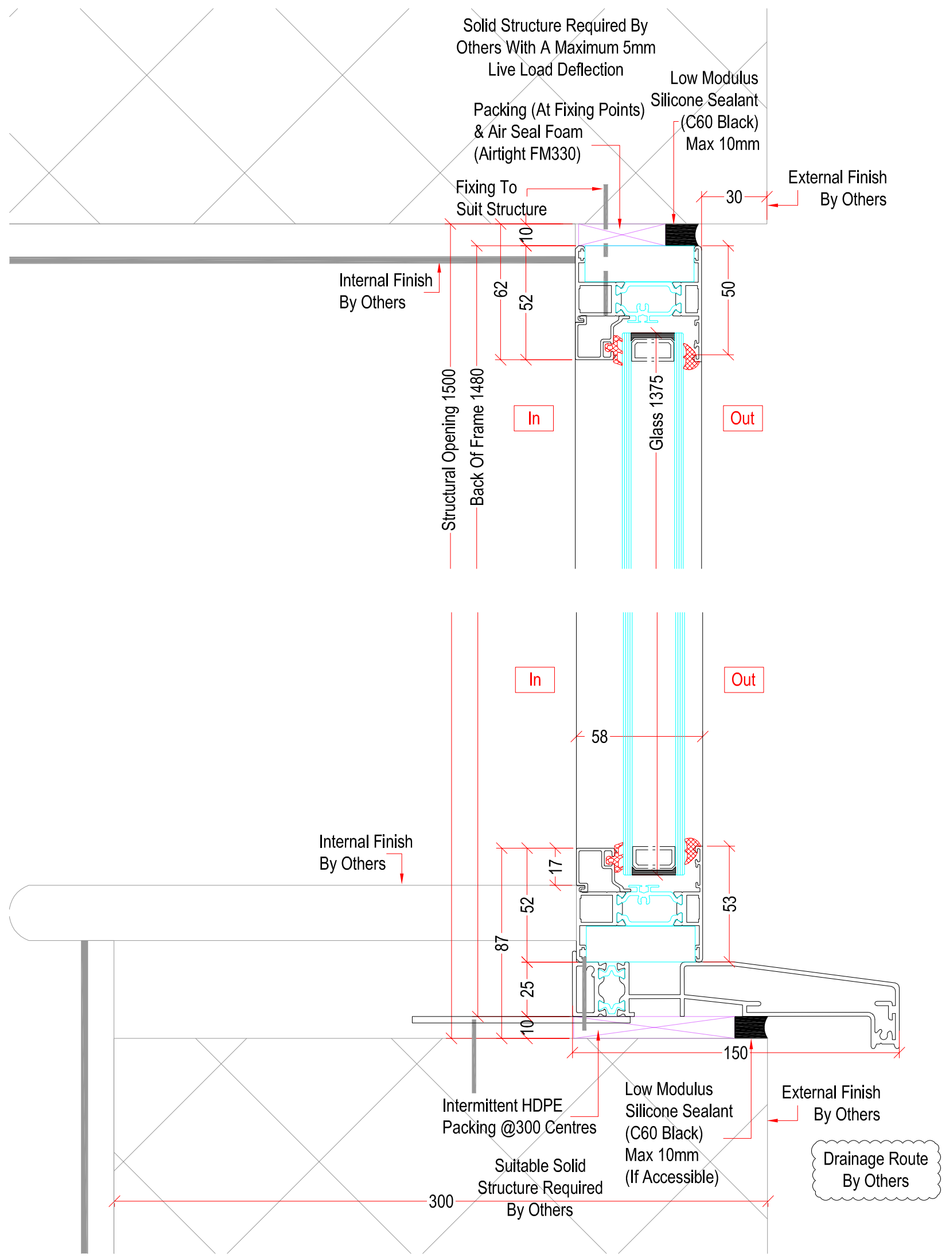

Section Detail B-B

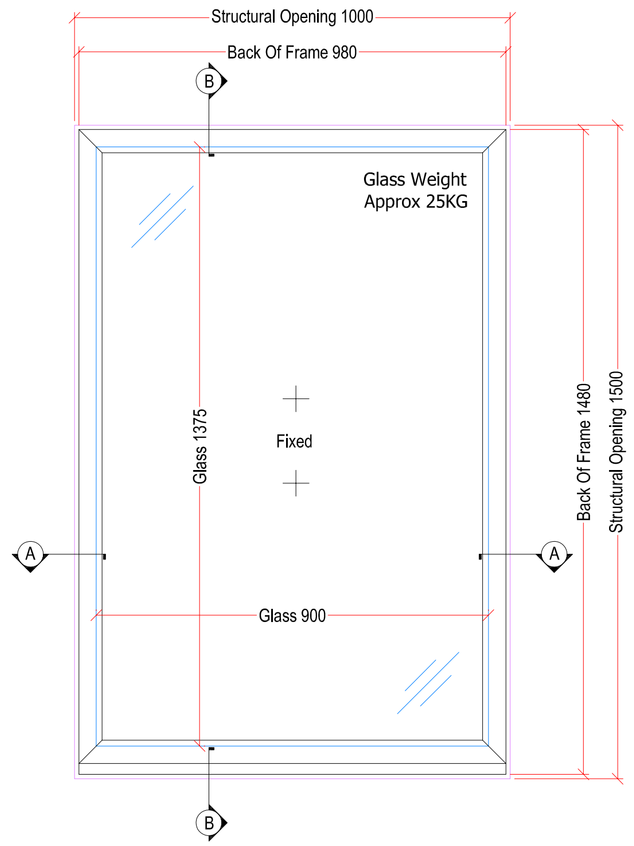

Sieger® HD Window - Fixed - Elevation - External View

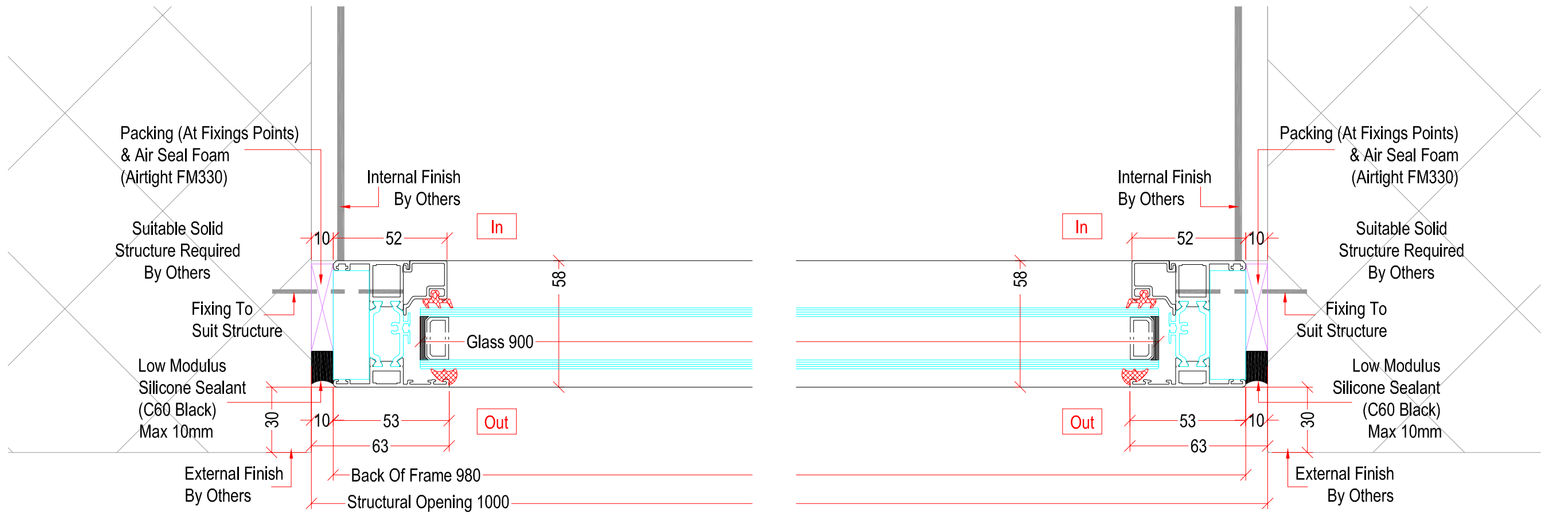

Section Detail A-A

STANDARD DETAILS

Notes:
Issue Date December 2021

Revisions	Checked By

IQ GLASS

IQ Glass Solutions
THE COURTYARD @ SKY HOUSE
RAANS RD, AMERSHAM, HP6 6JQ
TEL:+44 (0) 1494 722880
hello@iqglassuk.com
WWW.TEXOGROUP.COM
WWW.IQGLASSUK.COM

Project Name & Reference No.

Drawing Title
Sieger® HD Windows

Date Of Issue	Rev	Scale
13/12/21		A1

Drawing No.	Drawn By	Checked By
05	TF	

Example C

Glass Specification - Fixed

External: 4mm Clear Tgh + HST
Cavity: 20mm Argon Filled/ Black Warm Edge Spacer/Black Silicone
Internal: 4mm Clear Tgh + Low E + HST

Glass Specification - Opening

External: 4mm Clear Tgh + HST
Cavity: 18mm Argon Filled/ Black Warm Edge Spacer/Black Silicone
Internal: 4mm Clear Tgh + Low E + HST

Frame Specification

Colour: RAL 0000 MATT TBC
System: Sieger® Casement Window
Other Relevant Notes: All Gaskets & Silicone To Be Black

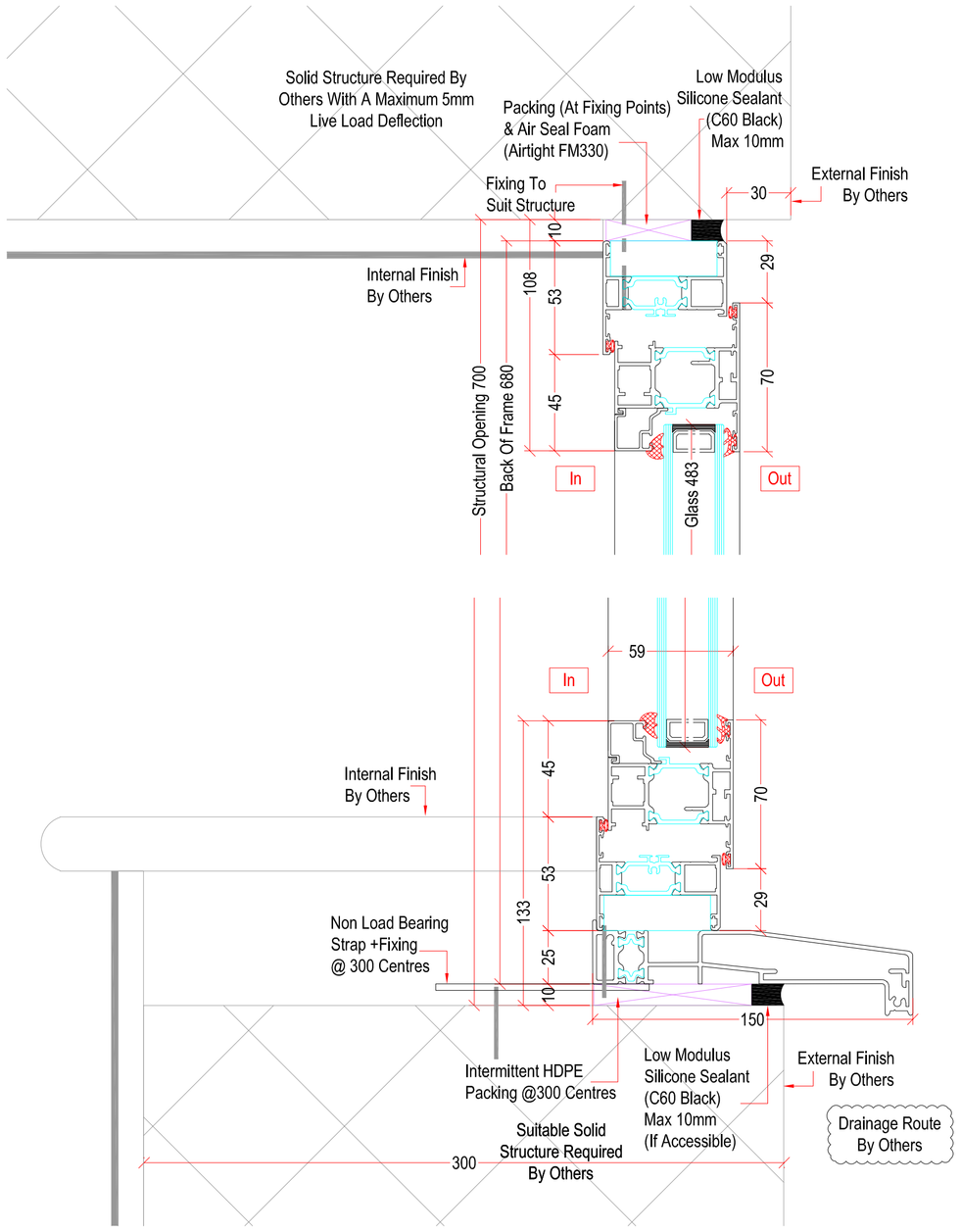

Section Detail B-B

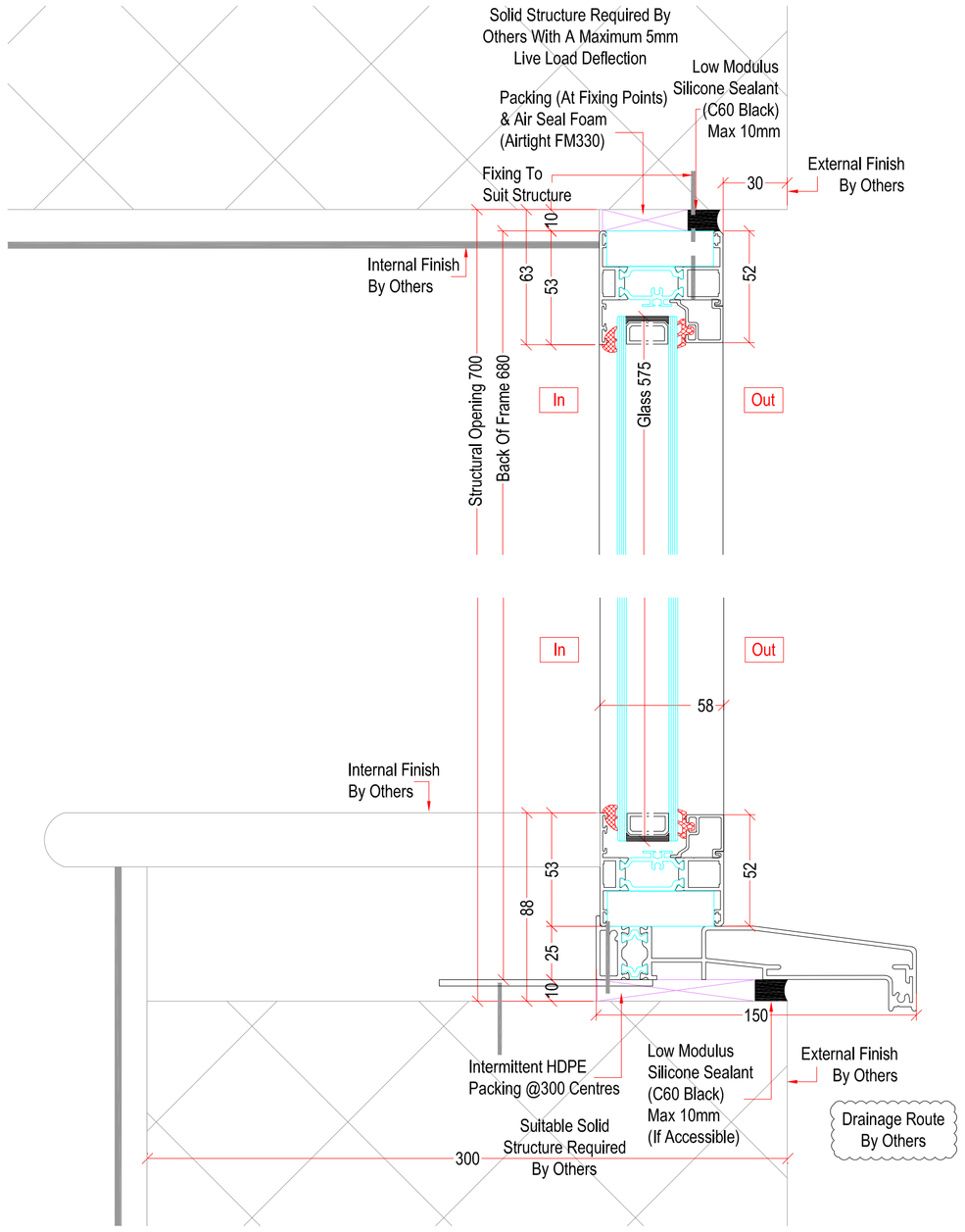

Section Detail B1-B1

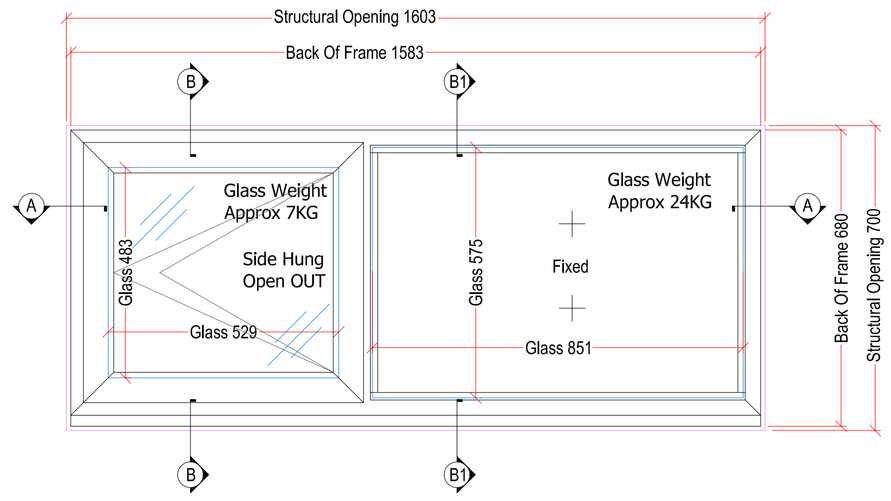

Sieger® HD Window - Side Hung / Fixed - Elevation - External View

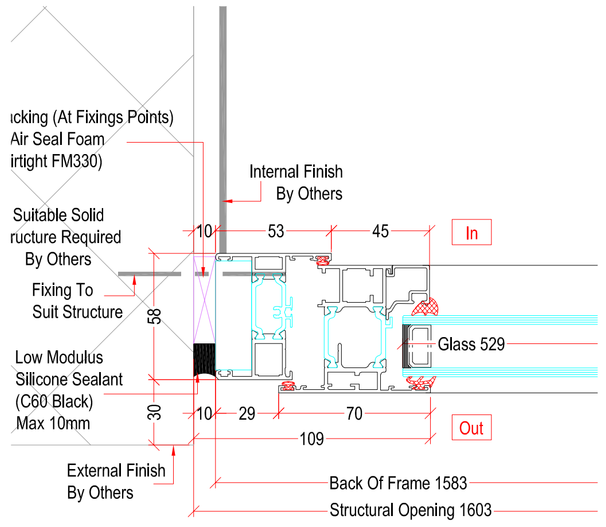

Section Detail A-A

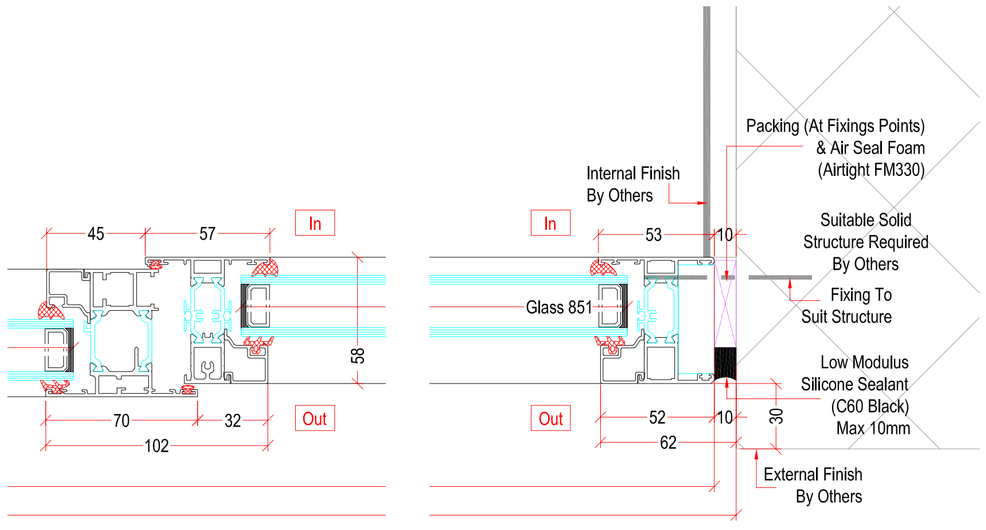

STANDARD DETAILS

Notes:
Issue Date December 2021

Revisions | Checked By

IQ GLASS

IQ Glass Solutions
THE COURTYARD @ SKY HOUSE
RAANS RD, AMERSHAM, HP6 6JQ
TEL:+44 (0) 1494 722880
hello@iqglassuk.com
WWW.TEXOGROUP.COM
WWW.IQGLASSUK.COM

Project Name & Reference No.

Drawing Title
Sieger® HD Windows

Date Of Issue	Rev	Scale
13/12/21		A1

Drawing No.	Drawn By	Checked By
07	TF	